

**Section 1: Highlights**

Center &amp; Region: HUBERTHUMPHREY, CHICAGO

Survey Period: December 01 2025 - December 16 2025

Surveys Offered: 85

Number of Fully-Completed Surveys: 62

Response Rate: 73%

<i>Top Three Categories</i>	<i>Lowest Three Categories</i>
Advanced Training	Residential
Career Readiness	Center Life
Career Technical Training: Basic	Counselors

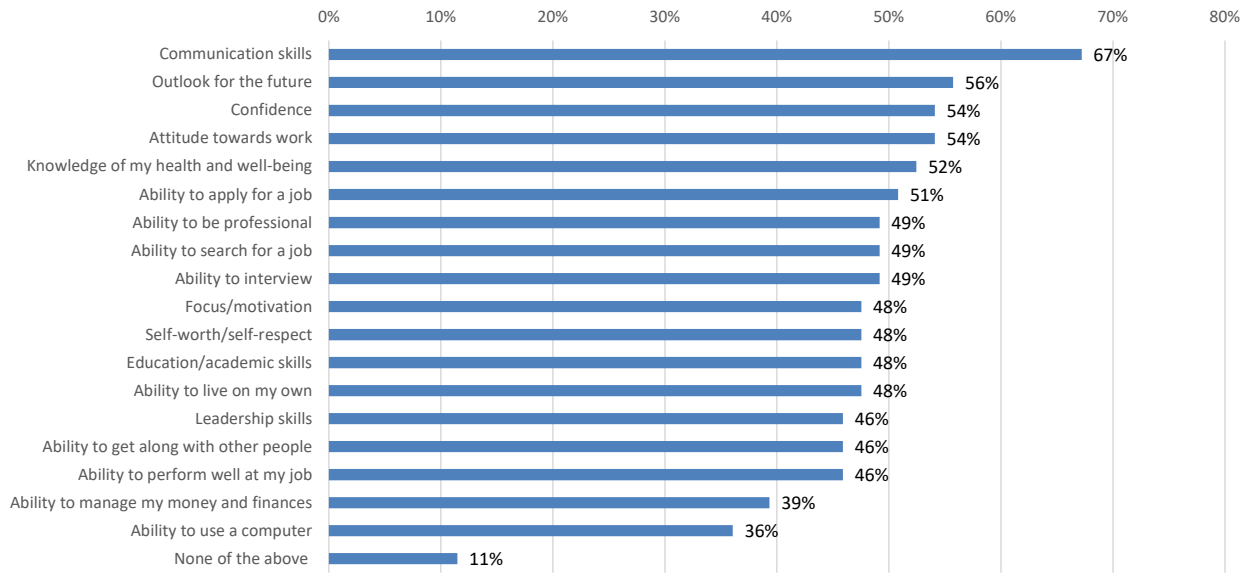
<i>Above National Average</i>	<i>Below National Average*</i>
Health and Wellness	Disability Services
Career Readiness	Reading
Advanced Training	Counselors
Overall Impressions	
Math	
Residential	
Food Services	
Recreation	
Career Technical Training: Basic	

\*The three largest performance gaps are noted and are the difference in the national weighted average and the center weighted average and the national weighted average is higher.

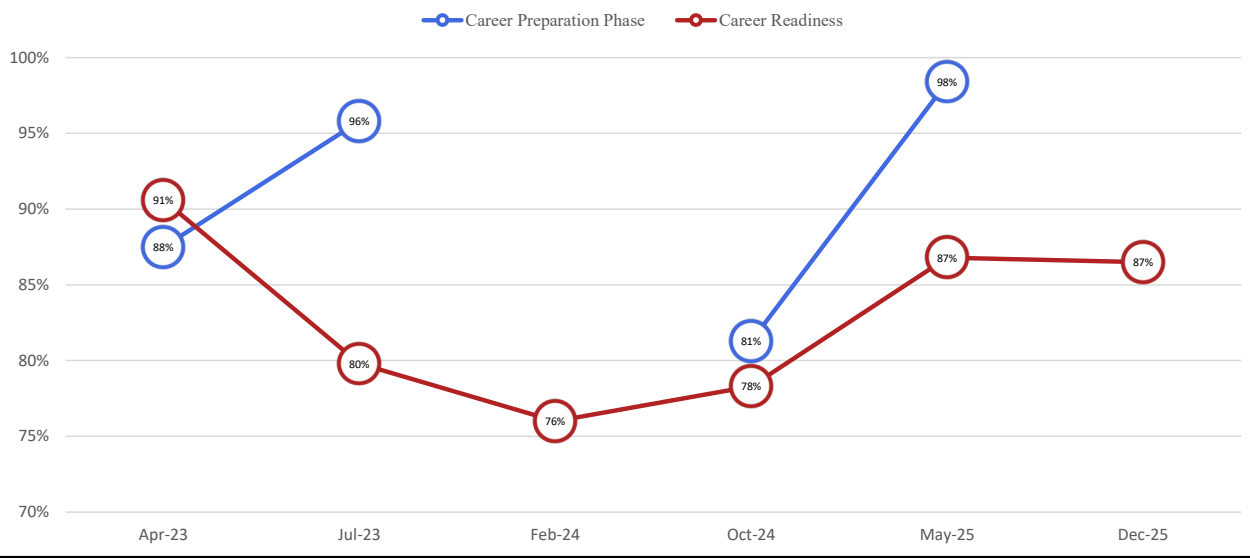
<i>Top 5 questions</i>	<i>Percent of students</i>
They have learned how to write a resume and complete an application	100.0%
The math teachers care about students learning math well	96.6%
The trade instructors treat students with respect	95.7%
The Advanced Training instructors treat students with respect	93.8%
They have learned how to be professional during a job interview	93.8%

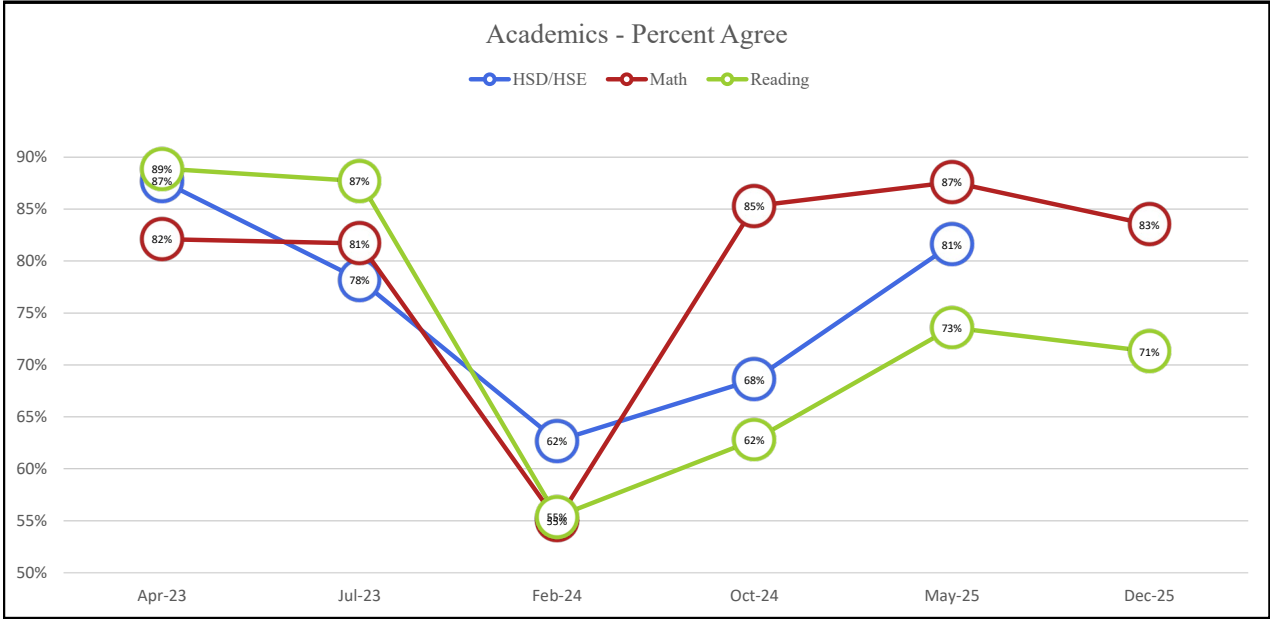
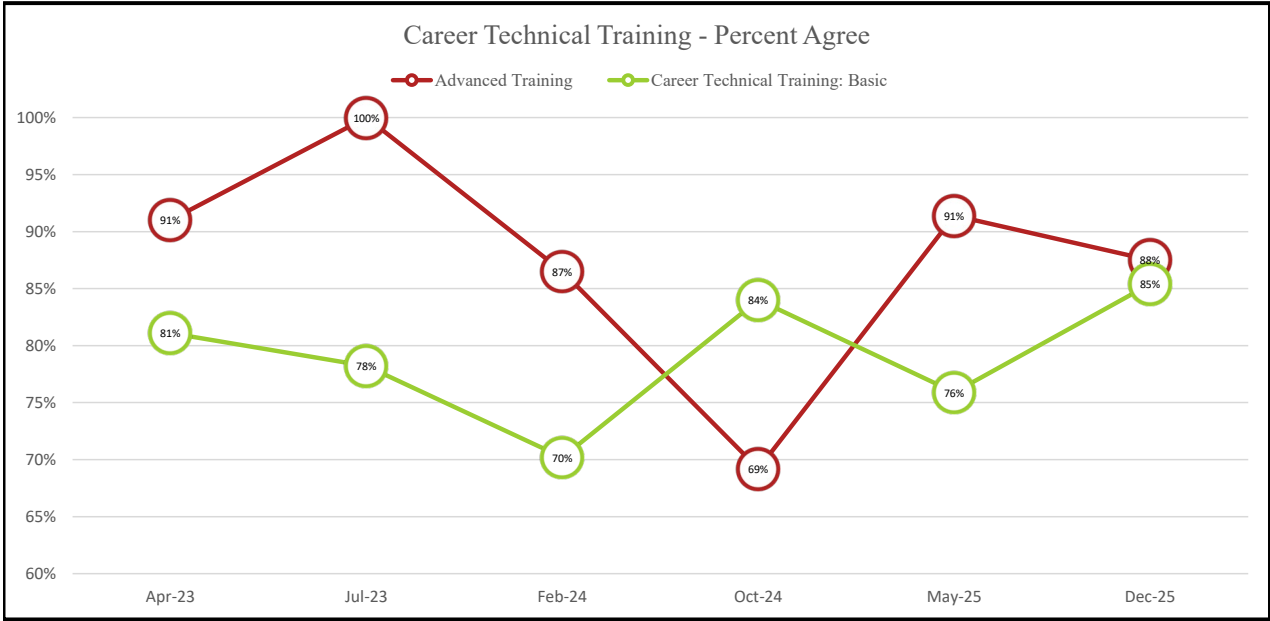
<i>Bottom 5 questions</i>	<i>Percent of students</i>
Tutoring after training hours	38.9%
The cafeteria food tastes good	40.7%
The food in the cafeteria is well cooked and fresh	44.1%
The access to computers	44.4%
They have not seen unfair treatment of students	46.9%

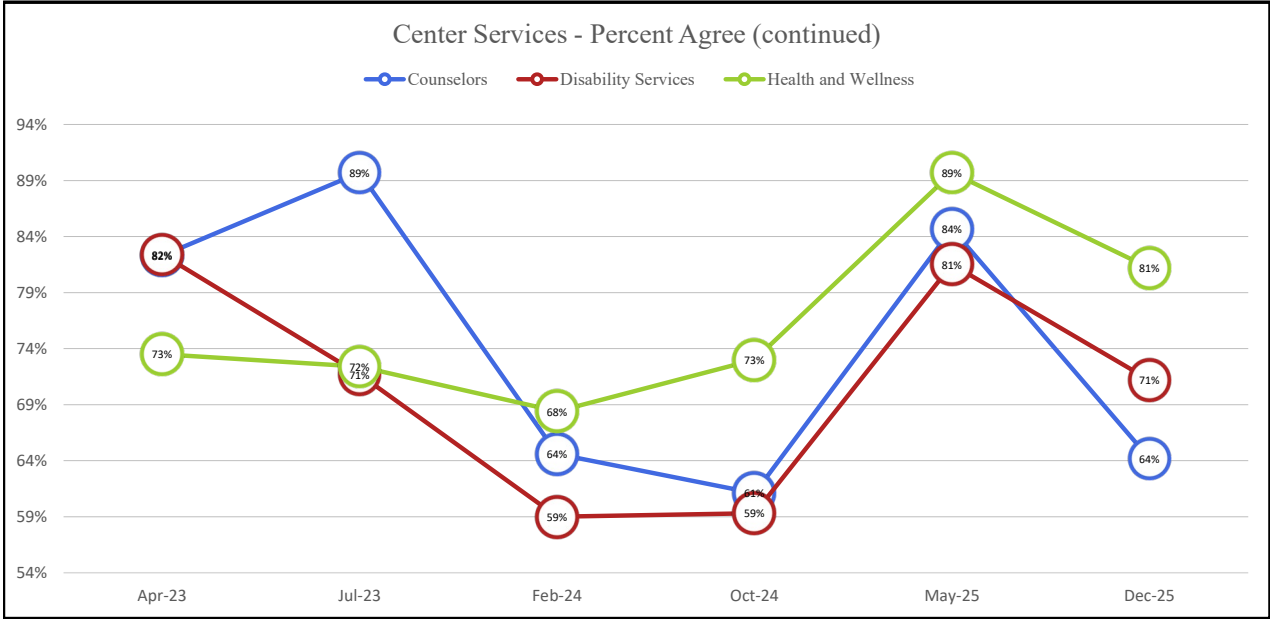
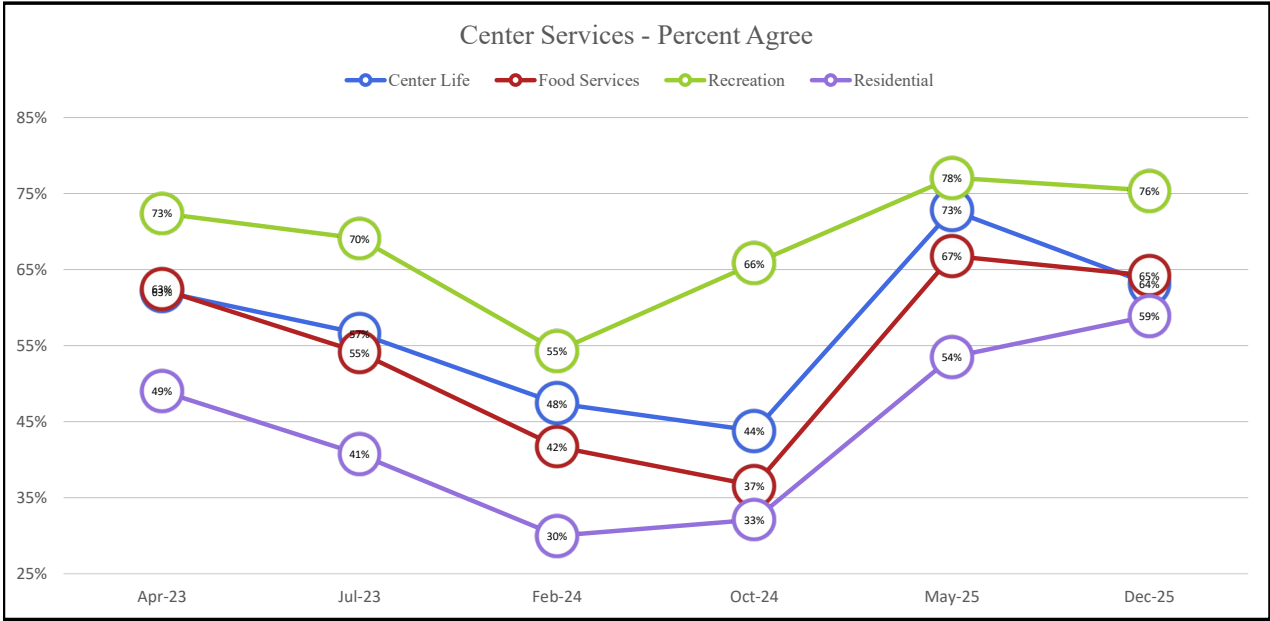
### Job Corps Improved my Skills



### Career Success - Percent Agree







**Section 2: Summary**

Center & Region: HUBERTHUMPHREY, CHICAGO

Contractor: C14600, FOXMAR, INC

Survey Period: December 01 2025 - December 16 2025

Surveys Offered: 85

Number of Fully-Completed Surveys: 62

**Response Rate:**

Complete: 73%

Incomplete or Partially Complete: 27%

	Center (%)			Nation (%)		
	Agree	Not Agree	Does not know/apply	Agree	Not Agree	Does not know/apply
<b>Percent of students:</b>						
Taking the survey for the first time	45%	55%		65%	35%	
Willing to take the survey	98%	2%		97%	3%	
Center shared last SEA survey results	30%	33%	37%	43%	29%	28%

<b>Overall Impressions</b>						
Overall Impressions	69%	31%	1%	64%	35%	1%
<b>Center Services</b>						
Center Life	64%	33%	3%	64%	32%	3%
Health and Wellness	81%	16%	3%	72%	24%	5%
Disability Services	71%	25%	4%	73%	23%	4%
Counselors	64%	34%	2%	82%	16%	2%
Recreation	76%	21%	3%	75%	20%	5%
Food Services	65%	35%		64%	35%	1%
Residential	59%	37%	3%	57%	40%	3%
<b>Career Success</b>						
Career Readiness	86%	14%		77%	22%	0%
<b>Academics</b>						
Reading	71%	22%	7%	78%	20%	2%
Math	83%	16%	1%	79%	20%	1%
<b>Career Technical Training</b>						
Career Technical Training: Basic	85%	12%	2%	85%	14%	1%
Advanced Training	88%	13%		83%	13%	4%

Note 1: Summary ratings are based on the weighted average of percent of student that indicate they agree with a positive statement about their center or Job Corps or indicate they are satisfied.

Note 2: Percents not shown if N <10. Weighted averages not shown if all Ns in section were <10.

Note 3: Dark gray cell color indicates that 'Does not know/apply' was not an option for that question.

**Section 3: Detailed Results**

Center & Region: HUBERTHUMPHREY, CHICAGO

Contractor: C14600, FOXMAR, INC

Survey Period: December 01 2025 - December 16 2025

Surveys Offered: 85

Number of Fully-Completed Surveys: 62

**Response Rate:**

Complete: 73%

Incomplete or Partially Complete: 27%

	Center (%)			Nation (%)		
	Agree	Not Agree	Does not know/apply	Agree	Not Agree	Does not know/apply
<b>Percent of students:</b>						
Taking the survey for the first time	45%	55%		65%	35%	
Willing to take the survey	98%	2%		97%	3%	
Center shared last SEA survey results	30%	33%	37%	43%	29%	28%

<b>Overall Impressions</b>						
<b>Overall Impressions</b>						
<b>Percent of students who agreed that:</b>						
Staff treat students fairly	59%	41%		54%	44%	2%
Staff encourage students to succeed	83%	17%		78%	21%	1%
Center welcomes all people	81%	17%		69%	30%	
They have not seen unfair treatment of students	47%	52%		47%	50%	
Job Corps has been a positive experience	70%	30%		69%	31%	
They would recommend Job Corps to a friend	72%	28%		69%	31%	
<b>Weighted Average:</b>	<b>69%</b>	<b>31%</b>	<b>1%</b>	<b>64%</b>	<b>35%</b>	<b>1%</b>

Percent of students:	Center (%)			Nation (%)		
	Agree	Not Agree	Does not know/apply	Agree	Not Agree	Does not know/apply
<b>Center Services</b>						
<b>Center Life</b>						
<b>Percent of students who agreed that:</b>						
The center leadership treat students with respect	79%	21%		76%	22%	2%
The center is well organized	54%	46%		54%	45%	2%
The center staff announce important information when needed	75%	24%	2%	63%	36%	1%
The buildings are in good repair	56%	43%	2%	63%	35%	2%
The facilities are clean	65%	33%	2%	68%	30%	1%
They can talk to center staff about their opinions about the center	63%	29%	8%	62%	33%	5%
The center has helped arrange child care, if needed				60%	40%	
Non-Res Ctr: The center staff make sure the students can get to center and back home safely				77%	20%	3%
Non-Res: The center helps students get to center and back home every day				56%	23%	20%
Non-Res: The center provides space for students to study on center				59%	20%	21%
Non-Res: Teachers are willing to listen to concerns				78%	15%	7%
Non-Res: The center has a designated staff person to address the needs of non-residential students				63%	22%	16%
Non-Res: The center staff are helpful explaining leave policy				67%	22%	11%
<b>Weighted Average:</b>	<b>64%</b>	<b>33%</b>	<b>3%</b>	<b>64%</b>	<b>32%</b>	<b>3%</b>

<b>Health and Wellness</b>						
<b>Percent of students who agreed that:</b>						
The health and wellness staff clearly explain available health services	86%	13%	2%	76%	22%	2%
The health and wellness staff help students understand their health care needs	81%	16%	3%	74%	23%	2%
The health and wellness staff treat students with respect	94%	6%		81%	18%	1%
The health and wellness staff keep students' personal health information private	92%	8%		83%	14%	3%
Health services teach students to manage their health better	81%	17%	2%	72%	25%	3%
The health and wellness staff are available to students during the training day	83%	17%		76%	22%	3%
Health services are available to students as needed	56%	30%	14%	48%	41%	12%
The health and wellness staff helped them get health services off center as needed	75%	19%	6%	64%	26%	10%
<b>Weighted Average:</b>	<b>81%</b>	<b>16%</b>	<b>3%</b>	<b>72%</b>	<b>24%</b>	<b>5%</b>

<b>Disability Services</b>						
<b>Percent of students who agreed that:</b>						
Center staff are respectful of students with disabilities	78%	17%	5%	69%	23%	8%
The percent of students who reported having received services within a month of meeting with the Center Disability Coordinator	53%	47%		70%	30%	
The percent of students who reported always or usually having accommodations available when needed				81%	19%	
Receiving accommodations improved their ability to participate in the Job Corps program				79%	19%	2%
<b>Weighted Average:</b>	<b>71%</b>	<b>25%</b>	<b>4%</b>	<b>73%</b>	<b>23%</b>	<b>4%</b>

	Center (%)			Nation (%)		
	Agree	Not Agree	Does not know/apply	Agree	Not Agree	Does not know/apply
<b>Percent of students:</b>						
<b>Counselors</b>						
<b>Percent of students who agreed that:</b>						
The counselors treat students with respect	70%	30%		88%	11%	1%
The counselors help them plan and meet goals	62%	37%	2%	83%	15%	2%
They could ask the counselors for help	59%	38%	3%	78%	20%	2%
The counselors respond quickly	57%	41%	2%	74%	22%	4%
The counselors keep their personal information private	71%	25%	3%	84%	12%	3%
<b>Weighted Average:</b>	<b>64%</b>	<b>34%</b>	<b>2%</b>	<b>82%</b>	<b>16%</b>	<b>2%</b>

<b>Recreation</b>						
<b>Percent of students who agreed that:</b>						
All of the recreational staff treat students with respect	84%	13%	3%	79%	17%	4%
The recreational staff organize activities that students enjoy	70%	26%	3%	72%	23%	5%
There are recreational activities available after training hours	80%	20%		80%	17%	3%
The equipment in the recreation area works and is clean	72%	23%	5%	73%	22%	5%
Non-Res: They are encouraged to participate in recreational activities				68%	18%	14%
<b>Weighted Average:</b>	<b>76%</b>	<b>21%</b>	<b>3%</b>	<b>75%</b>	<b>20%</b>	<b>5%</b>

<b>Food Services</b>						
<b>Percent of students who agreed that:</b>						
Cafeteria staff treat students with respect	86%	14%		81%	18%	0%
The cafeteria food tastes good	41%	59%		43%	56%	1%
The cafeteria has healthy meal choices	49%	51%		61%	38%	1%
The cafeteria meets students' needs	81%	19%		68%	29%	3%
The cafeteria is clean	73%	27%		74%	25%	1%
The food in the cafeteria is well cooked and fresh	44%	56%		50%	49%	1%
They get enough food	78%	22%		72%	28%	1%
<b>Weighted Average:</b>	<b>65%</b>	<b>35%</b>		<b>64%</b>	<b>35%</b>	<b>1%</b>

<b>Residential</b>						
<b>Percent of students who are satisfied with:</b>						
Living at the center	55%	45%		53%	45%	2%
Dorm rooms	70%	30%		61%	39%	1%
The bathrooms in dorms	56%	44%		52%	47%	1%
The shared dorm space	56%	44%		60%	39%	1%
The laundry rooms	65%	35%		57%	42%	1%
The Resident Advisor (RA) or dorm staff	63%	37%		66%	33%	1%
The access to computers	44%	43%	13%	49%	43%	8%
The access to the internet	69%	30%	2%	60%	39%	1%
Dorm safety	74%	24%	2%	69%	30%	1%
The study spaces available after training hours	57%	31%	11%	60%	33%	7%
Tutoring after training hours	39%	44%	17%	45%	39%	16%
Center-provided transportation	59%	33%	7%	60%	35%	5%
Dorm problems being fixed	48%	52%		44%	54%	2%
The dorm clean up duties and other clean up duties are assigned to students fairly	80%	20%		70%	28%	2%
The dorm is safe and does not have any health and/or safety hazards	56%	44%		46%	54%	
<b>Weighted Average:</b>	<b>59%</b>	<b>37%</b>	<b>3%</b>	<b>57%</b>	<b>40%</b>	<b>3%</b>

Percent of students:	Center (%)			Nation (%)		
	Agree	Not Agree	Does not know/apply	Agree	Not Agree	Does not know/apply
<b>Career Success</b>						
<b>Career Readiness</b>						
<b>Percent of students who agreed that:</b>						
They have attended classes at the center that help prepare them for graduation from Job Corps	73%	27%		66%	34%	
They have learned how to be professional during a job interview	94%	6%		86%	14%	
They have learned how to write a resume and complete an application	100%			85%	15%	
They have learned how to manage money	94%	6%		78%	22%	
They have learned how to live on their own	81%	19%		78%	22%	
Their CTS Counselor has been helpful with their job search and in preparing them for life	80%	20%		77%	20%	3%
<b>Weighted Average:</b>	<b>86%</b>	<b>14%</b>		<b>77%</b>	<b>22%</b>	<b>0%</b>

Percent of students:	Center (%)			Nation (%)		
	Agree	Not Agree	Does not know/apply	Agree	Not Agree	Does not know/apply
<b>Academics</b>						
<b>Reading</b>						
<b>Percent of students who agreed that:</b>						
The reading teachers treat students with respect	77%	15%	8%	85%	14%	1%
The reading classes are well-planned and organized	77%	15%	8%	79%	19%	2%
The reading classes have enough working equipment	69%	23%	8%	78%	20%	2%
The reading teachers care about students learning to read and write well	69%	23%	8%	81%	17%	2%
The reading teachers clearly describe the material covered in class	69%	23%	8%	80%	18%	2%
The reading teachers care about the student's success	62%	31%	8%	82%	16%	2%
The reading teachers are helpful	69%	23%	8%	82%	16%	1%
The reading teachers treat students fairly	77%	15%	8%	81%	18%	2%
There are no issues that makes it difficult to learn in reading class	69%	31%		56%	44%	
<b>Weighted Average:</b>	<b>71%</b>	<b>22%</b>	<b>7%</b>	<b>78%</b>	<b>20%</b>	<b>2%</b>

<b>Math</b>						
<b>Percent of students who agreed that:</b>						
The math teachers treat students with respect	93%	3%	3%	85%	15%	1%
The math classes are well-planned and organized	79%	21%		78%	21%	1%
The math classes have working equipment (for example, computers, books, or printers).	76%	17%	7%	80%	18%	2%
The math teachers care about students learning math well	97%	3%		82%	16%	2%
The math teachers clearly describe the material covered in class	90%	10%		80%	19%	1%
The math teachers care about the student's success	79%	21%		81%	17%	2%
The math teachers are helpful	90%	10%		82%	17%	1%
The math teachers treat students fairly	90%	10%		82%	17%	1%
There are no issues that makes it difficult to learn in math class	55%	45%		58%	42%	
<b>Weighted Average:</b>	<b>83%</b>	<b>16%</b>	<b>1%</b>	<b>79%</b>	<b>20%</b>	<b>1%</b>

Percent of students:	Center (%)			Nation (%)		
	Agree	Not Agree	Does not know/apply	Agree	Not Agree	Does not know/apply
<b>Career Technical Training</b>						
<b>Career Technical Training: Basic</b>						
<b>Percent of students who agreed that:</b>						
They are satisfied with their current trade	88%	13%		94%	6%	
The trade instructors treat students with respect	96%	4%		89%	10%	1%
The trade instructors care about the student's success	87%	13%		89%	10%	1%
The trade instructors' lessons are well-planned and organized	83%	13%	4%	82%	17%	1%
The trade classes have working equipment that is up-to-date	87%	9%	4%	83%	16%	1%
They are learning the necessary skills in trade classes to perform a job	87%	9%	4%	89%	10%	1%
The trade instructors are able to clearly explain each skill	83%	17%		86%	14%	1%
The trade instructors are experienced and able to assist students	83%	13%	4%	89%	10%	1%
There are no issues that makes it difficult to learn in trade class	83%	17%		67%	33%	
Work-based learning has improved their skills and their knowledge related to their trade	77%	23%		81%	17%	1%
The trade instructors are helpful	83%	13%	4%	87%	12%	1%
The trade instructors treat students fairly	87%	9%	4%	85%	14%	1%
<b>Weighted Average:</b>	<b>85%</b>	<b>12%</b>	<b>2%</b>	<b>85%</b>	<b>14%</b>	<b>1%</b>

<b>Advanced Training</b>						
<b>Percent of students who agreed that:</b>						
The Advanced Training instructors treat students with respect	94%	6%		85%	11%	4%
The Advanced Training classes are well-planned and organized	88%	13%		76%	20%	4%
The Advanced Training instructors clearly explain each skill	88%	13%		82%	14%	4%
The Advanced Training instructors are experienced and able to assist students	88%	13%		85%	10%	4%
The Advanced Training courses have added to what they learned in the basic trade program	75%	25%		83%	11%	6%
The Advanced Training program will improve their career options	88%	13%		86%	10%	4%
The Advanced Training instructors help students	94%	6%		85%	11%	4%
The Advanced Training instructors treat students fairly	88%	13%		80%	15%	5%
<b>Weighted Average:</b>	<b>88%</b>	<b>13%</b>		<b>83%</b>	<b>13%</b>	<b>4%</b>

Notes: Percents not shown if N < 10. Weighted averages not shown if all Ns in section were < 10.  
 Gray cell color indicates that 'Does not know/apply' was not an option for that question.