

**Section 1: Highlights**

NATIONAL

Survey Period: December 01 2025 - December 16 2025

Surveys Offered: 13205

Number of Fully-Completed Surveys: 11333

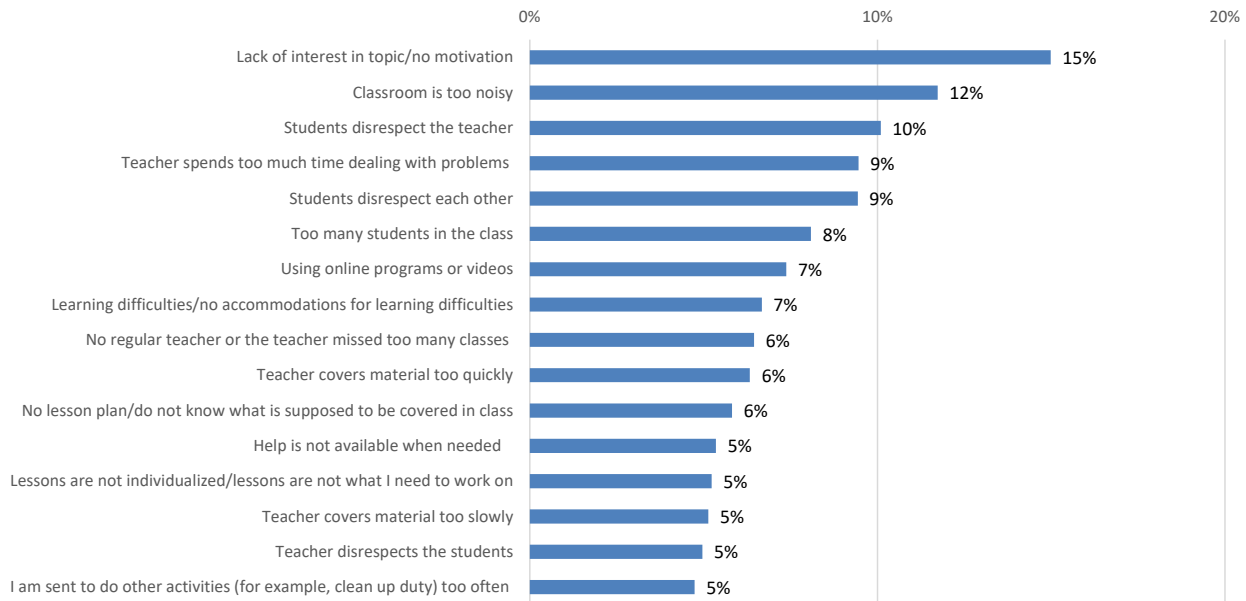
Response Rate: 86%

<i>Top Three Categories</i>	<i>Lowest Three Categories</i>
Career Preparation Phase	Residential
Career Technical Training: Basic	Advanced Career Training
Advanced Training	Food Services

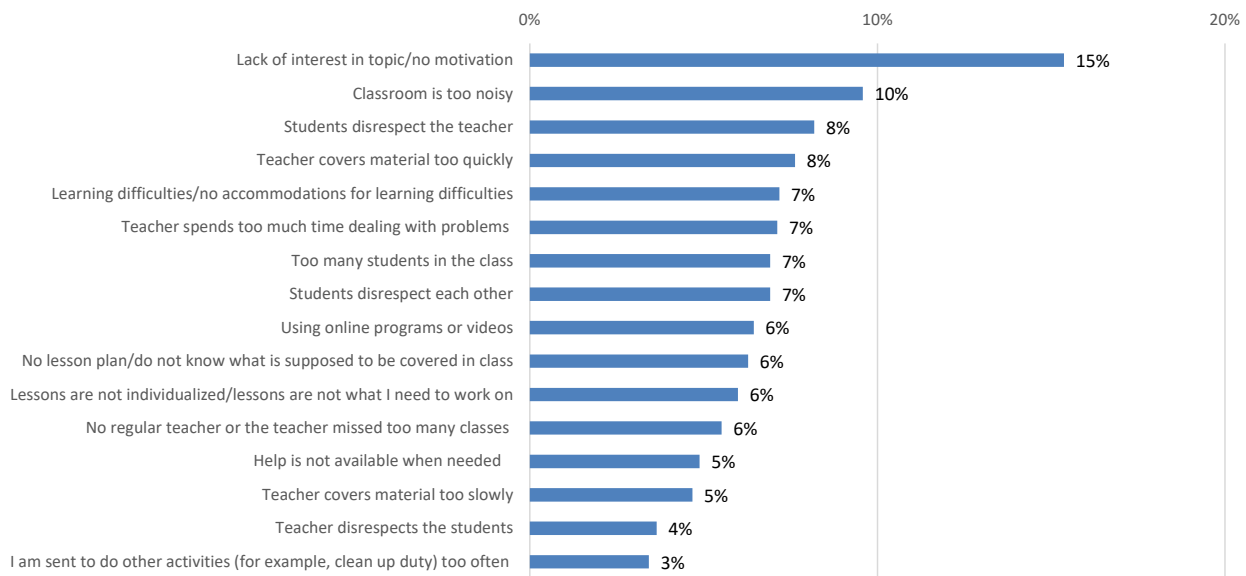
<i>Top 5 questions</i>	<i>Percent of students</i>
They are satisfied with their current trade	93.6%
The CPP instructors treat students with respect	92.6%
They are making progress towards obtaining a high school diploma or equivalent	91.5%
My CPP instructor is helpful during class	91.3%
The CPP instructors care about student success	90.8%

<i>Bottom 5 questions</i>	<i>Percent of students</i>
The cafeteria food tastes good	43.2%
Dorm problems being fixed	43.9%
Tutoring after training hours	45.0%
The dorm is safe and does not have any health and/or safety hazards	45.5%
They have not seen unfair treatment of students	47.4%

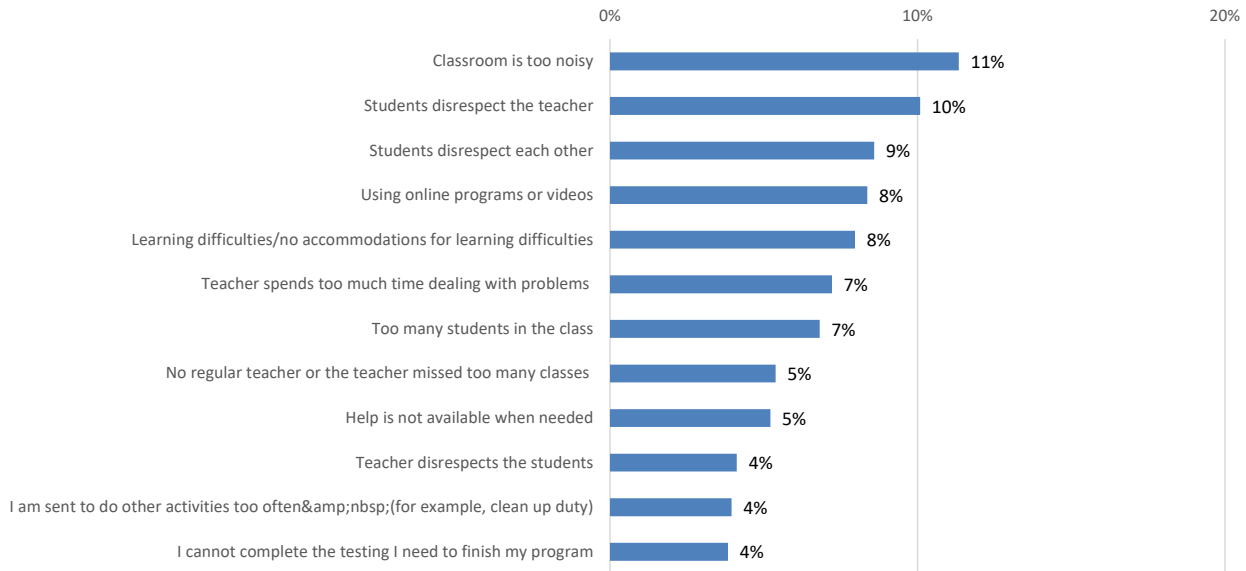
### Causes for Difficulties in Reading Class



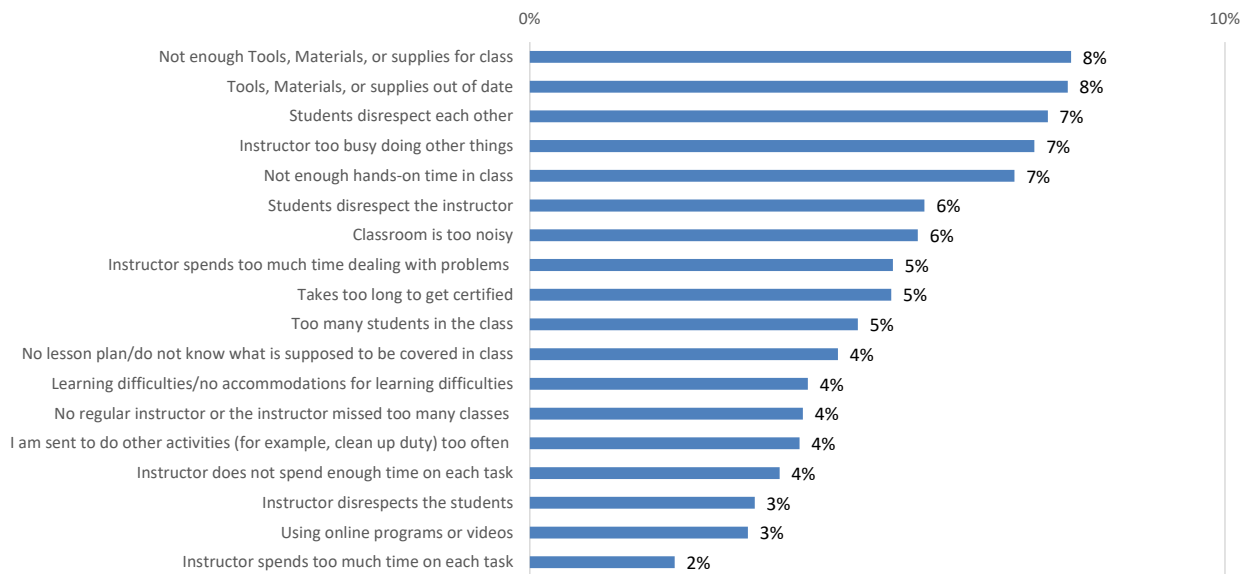
### Causes for Difficulties in Math Class



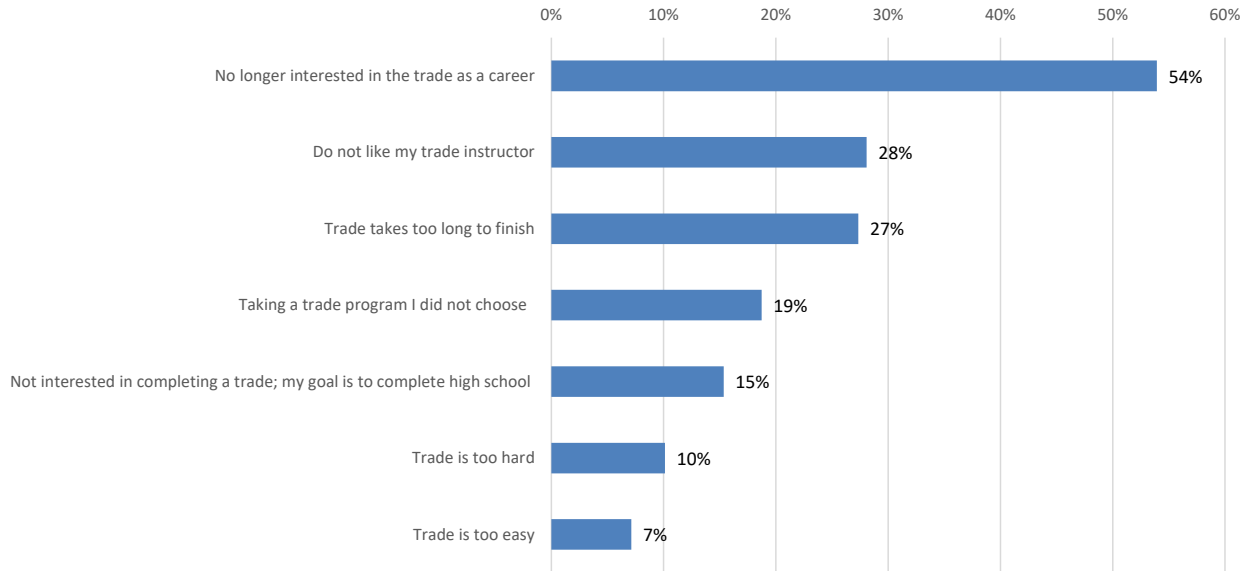
### Causes for Difficulties in HSD/HSE



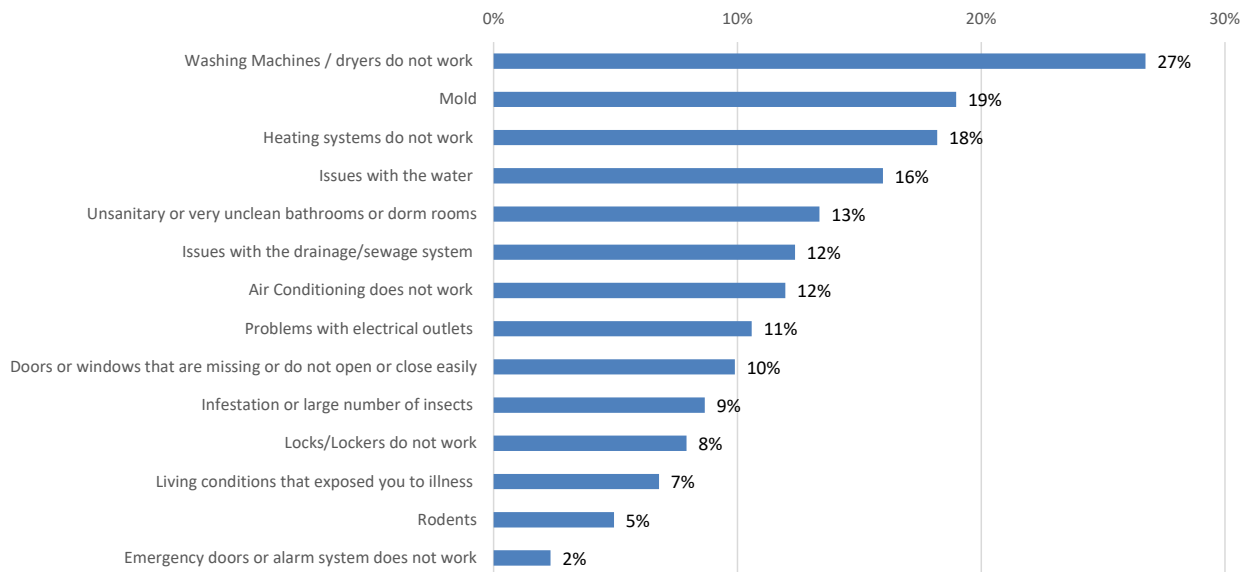
### Causes for Difficulties in CTT



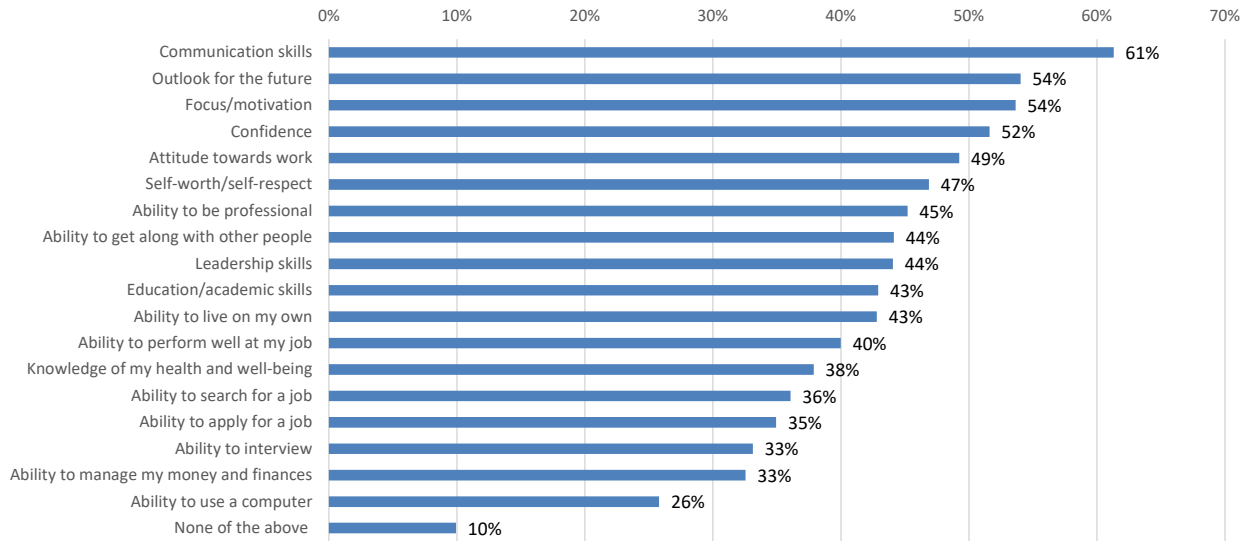
### Reasons Students Were Unsatisfied with their Trade



### Dorm Safety Issues



### Job Corps Improved my Skills



**Section 2: Summary**

NATIONAL

Survey Period: December 01 2025 - December 16 2025

Surveys Offered: 13205

Number of Fully-Completed Surveys: 11333

**Response Rate:**

Complete: 86%

Incomplete or Partially Complete: 14%

	Nation (%)		
	Agree	Not Agree	Does not know/apply
<b>Percent of students:</b>			
Taking the survey for the first time	65%	35%	
Willing to take the survey	97%	3%	
Center shared last SEA survey results	43%	29%	28%

<b>Overall Impressions</b>			
Overall Impressions	64%	35%	1%
<b>Admissions</b>			
Admissions	81%	18%	1%
<b>Center Services</b>			
Center Life	64%	32%	3%
Health and Wellness	72%	24%	5%
Disability Services	73%	23%	4%
Counselors	82%	16%	2%
Recreation	75%	20%	5%
Food Services	64%	35%	1%
Residential	57%	40%	3%
<b>Career Success</b>			
Career Preparation Phase	88%	11%	2%
Career Readiness	77%	22%	0%
<b>Academics</b>			
Reading	78%	20%	2%
Math	79%	20%	1%
HSD/HSE	82%	17%	1%
<b>Career Technical Training</b>			
Career Technical Training: Basic	85%	14%	1%
Advanced Career Training	60%	21%	19%
Advanced Training	83%	13%	4%

Note 1: Summary ratings are based on the weighted average of percent of student that indicate they agree with a positive statement about their center or Job Corps or indicate they are satisfied.

Note 2: Percents not shown if N < 10. Weighted averages not shown if all Ns in section were < 10.

Note 3: Dark gray cell color indicates that 'Does not know/apply' was not an option for that question.

**Section 3: Detailed Results**

NATIONAL

Survey Period: December 01 2025 - December 16 2025

Surveys Offered: 13205

Number of Fully-Completed Surveys: 11333

**Response Rate:**

Complete: 86%

Incomplete or Partially Complete: 14%

	Nation (%)		
	Agree	Not Agree	Does not know/apply
<b>Percent of students:</b>			
Taking the survey for the first time	65%	35%	
Willing to take the survey	97%	3%	
Center shared last SEA survey results	43%	29%	28%

**Overall Impressions****Overall Impressions****Percent of students who agreed that:**

Staff treat students fairly	54%	44%	2%
Staff encourage students to succeed	78%	21%	1%
Center welcomes all people	69%	30%	
They have not seen unfair treatment of students	47%	50%	
Job Corps has been a positive experience	69%	31%	
They would recommend Job Corps to a friend	69%	31%	
<b>Weighted Average:</b>	<b>64%</b>	<b>35%</b>	<b>1%</b>

**Admissions****Admissions****Percent of students who agreed that:**

Enrolling in Job Corps was easy	68%	31%	1%
The Admissions Counselors explained the Job Corps Student Conduct Policy	88%	12%	1%
The Admissions Counselors explained what is expected of students at Job Corps	87%	12%	1%
The Admissions Counselors were helpful when completing the Job Corps application	82%	16%	2%
The Admissions Counselors discussed career training options	84%	14%	1%
The Admissions Counselors placed the students in a center that had trades they wanted	83%	15%	2%
They were satisfied with the length of time it took from starting the application to arriving at center	69%	30%	1%
The Admissions Counselors did a great or good job explaining the program and preparing the students for life at Job Corps	83%	17%	
<b>Weighted Average:</b>	<b>81%</b>	<b>18%</b>	<b>1%</b>

Percent of students:	Nation (%)		
	Agree	Not Agree	Does not know/apply
<b>Center Services</b>			
<b>Center Life</b>			
<b>Percent of students who agreed that:</b>			
The center leadership treat students with respect	76%	22%	2%
The center is well organized	54%	45%	2%
The center staff announce important information when needed	63%	36%	1%
The buildings are in good repair	63%	35%	2%
The facilities are clean	68%	30%	1%
They can talk to center staff about their opinions about the center	62%	33%	5%
The center has helped arrange child care, if needed	60%	40%	
Non-Res Ctr: The center staff make sure the students can get to center and back home safely	77%	20%	3%
Non-Res: The center helps students get to center and back home every day	56%	23%	20%
Non-Res: The center provides space for students to study on center	59%	20%	21%
Non-Res: Teachers are willing to listen to concerns	78%	15%	7%
Non-Res: The center has a designated staff person to address the needs of non-residential students	63%	22%	16%
Non-Res: The center staff are helpful explaining leave policy	67%	22%	11%
<b>Weighted Average:</b>	<b>64%</b>	<b>32%</b>	<b>3%</b>

<b>Health and Wellness</b>			
<b>Percent of students who agreed that:</b>			
The health and wellness staff clearly explain available health services	76%	22%	2%
The health and wellness staff help students understand their health care needs	74%	23%	2%
The health and wellness staff treat students with respect	81%	18%	1%
The health and wellness staff keep students' personal health information private	83%	14%	3%
Health services teach students to manage their health better	72%	25%	3%
The health and wellness staff are available to students during the training day	76%	22%	3%
Health services are available to students as needed	48%	41%	12%
The health and wellness staff helped them get health services off center as needed	64%	26%	10%
<b>Weighted Average:</b>	<b>72%</b>	<b>24%</b>	<b>5%</b>

<b>Disability Services</b>			
<b>Percent of students who agreed that:</b>			
Center staff are respectful of students with disabilities	69%	23%	8%
The percent of students who reported having received services within a month of meeting with the Center Disability Coordinator	70%	30%	
The percent of students who reported always or usually having accommodations available when needed	81%	19%	
Receiving accommodations improved their ability to participate in the Job Corps program	79%	19%	2%
<b>Weighted Average:</b>	<b>73%</b>	<b>23%</b>	<b>4%</b>

Percent of students:	Nation (%)		
	Agree	Not Agree	Does not know/apply
<b>Counselors</b>			
<b>Percent of students who agreed that:</b>			
The counselors treat students with respect	88%	11%	1%
The counselors help them plan and meet goals	83%	15%	2%
They could ask the counselors for help	78%	20%	2%
The counselors respond quickly	74%	22%	4%
The counselors keep their personal information private	84%	12%	3%
<b>Weighted Average:</b>	<b>82%</b>	<b>16%</b>	<b>2%</b>

<b>Recreation</b>			
<b>Percent of students who agreed that:</b>			
All of the recreational staff treat students with respect	79%	17%	4%
The recreational staff organize activities that students enjoy	72%	23%	5%
There are recreational activities available after training hours	80%	17%	3%
The equipment in the recreation area works and is clean	73%	22%	5%
Non-Res: They are encouraged to participate in recreational activities	68%	18%	14%
<b>Weighted Average:</b>	<b>75%</b>	<b>20%</b>	<b>5%</b>

<b>Food Services</b>			
<b>Percent of students who agreed that:</b>			
Cafeteria staff treat students with respect	81%	18%	0%
The cafeteria food tastes good	43%	56%	1%
The cafeteria has healthy meal choices	61%	38%	1%
The cafeteria meets students' needs	68%	29%	3%
The cafeteria is clean	74%	25%	1%
The food in the cafeteria is well cooked and fresh	50%	49%	1%
They get enough food	72%	28%	1%
<b>Weighted Average:</b>	<b>64%</b>	<b>35%</b>	<b>1%</b>

<b>Residential</b>			
<b>Percent of students who are satisfied with:</b>			
Living at the center	53%	45%	2%
Dorm rooms	61%	39%	1%
The bathrooms in dorms	52%	47%	1%
The shared dorm space	60%	39%	1%
The laundry rooms	57%	42%	1%
The Resident Advisor (RA) or dorm staff	66%	33%	1%
The access to computers	49%	43%	8%
The access to the internet	60%	39%	1%
Dorm safety	69%	30%	1%
The study spaces available after training hours	60%	33%	7%
Tutoring after training hours	45%	39%	16%
Center-provided transportation	60%	35%	5%
Dorm problems being fixed	44%	54%	2%
The dorm clean up duties and other clean up duties are assigned to students fairly	70%	28%	2%
The dorm is safe and does not have any health and/or safety hazards	46%	54%	
<b>Weighted Average:</b>	<b>57%</b>	<b>40%</b>	<b>3%</b>

Percent of students:	Nation (%)		
	Agree	Not Agree	Does not know/apply
<b>Career Success</b>			
<b>Career Preparation Phase</b>			
<b>Percent of students who agreed that:</b>			
The CPP instructors treat students with respect	93%	7%	1%
The CPP instructors care about student success	91%	8%	1%
The CPP classes are well-planned and organized	85%	14%	1%
The CPP classes have working equipment	88%	11%	1%
Their CPP class has helped identify the right trade	87%	11%	1%
The CPP class has better prepared them for a job	83%	14%	3%
The CPP class has better prepared them for finding a job	78%	18%	4%
The CPP instructors reviewed the Student Standards of Conduct with student	91%	8%	2%
My CPP instructor is helpful during class	91%	8%	1%
My CPP instructor treats students fairly	90%	9%	1%
<b>Weighted Average:</b>	<b>88%</b>	<b>11%</b>	<b>2%</b>

<b>Career Readiness</b>			
<b>Percent of students who agreed that:</b>			
They have attended classes at the center that help prepare them for graduation from Job Corps	66%	34%	
They have learned how to be professional during a job interview	86%	14%	
They have learned how to write a resume and complete an application	85%	15%	
They have learned how to manage money	78%	22%	
They have learned how to live on their own	78%	22%	
Their CTS Counselor has been helpful with their job search and in preparing them for life	77%	20%	3%
<b>Weighted Average:</b>	<b>77%</b>	<b>22%</b>	<b>0%</b>

Percent of students:	Nation (%)		
	Agree	Not Agree	Does not know/apply
<b>Academics</b>			
<b>Reading</b>			
<b>Percent of students who agreed that:</b>			
The reading teachers treat students with respect	85%	14%	1%
The reading classes are well-planned and organized	79%	19%	2%
The reading classes have enough working equipment	78%	20%	2%
The reading teachers care about students learning to read and write well	81%	17%	2%
The reading teachers clearly describe the material covered in class	80%	18%	2%
The reading teachers care about the student's success	82%	16%	2%
The reading teachers are helpful	82%	16%	1%
The reading teachers treat students fairly	81%	18%	2%
There are no issues that makes it difficult to learn in reading class	56%	44%	
<b>Weighted Average:</b>	<b>78%</b>	<b>20%</b>	<b>2%</b>

<b>Math</b>			
<b>Percent of students who agreed that:</b>			
The math teachers treat students with respect	85%	15%	1%
The math classes are well-planned and organized	78%	21%	1%
The math classes have working equipment (for example, computers, books, or printers).	80%	18%	2%
The math teachers care about students learning math well	82%	16%	2%
The math teachers clearly describe the material covered in class	80%	19%	1%
The math teachers care about the student's success	81%	17%	2%
The math teachers are helpful	82%	17%	1%
The math teachers treat students fairly	82%	17%	1%
There are no issues that makes it difficult to learn in math class	58%	42%	
<b>Weighted Average:</b>	<b>79%</b>	<b>20%</b>	<b>1%</b>

<b>HSD/HSE</b>			
<b>Percent of students who agreed that:</b>			
They are making progress towards obtaining a high school diploma or equivalent	92%	8%	
They are satisfied with instruction	82%	18%	
The high school teachers treat students with respect	86%	13%	1%
The high school classes are well-planned and organized	78%	20%	2%
The high school classes have enough working equipment	81%	18%	1%
The high school teachers are able to assist with course work	80%	18%	1%
The high school teachers care about the student's success	84%	14%	2%
They are gaining the required knowledge in the high school class	84%	14%	2%
There are no issues that makes it difficult to learn in high school class	65%	35%	
The high school teachers are helpful	83%	16%	1%
The high school teacher treat students fairly	82%	17%	2%
<b>Weighted Average:</b>	<b>82%</b>	<b>17%</b>	<b>1%</b>

Percent of students:	Nation (%)		
	Agree	Not Agree	Does not know/apply
<b>Career Technical Training</b>			
<b>Career Technical Training: Basic</b>			
<b>Percent of students who agreed that:</b>			
They are satisfied with their current trade	94%	6%	
The trade instructors treat students with respect	89%	10%	1%
The trade instructors care about the student's success	89%	10%	1%
The trade instructors' lessons are well-planned and organized	82%	17%	1%
The trade classes have working equipment that is up-to-date	83%	16%	1%
They are learning the necessary skills in trade classes to perform a job	89%	10%	1%
The trade instructors are able to clearly explain each skill	86%	14%	1%
The trade instructors are experienced and able to assist students	89%	10%	1%
There are no issues that makes it difficult to learn in trade class	67%	33%	
Work-based learning has improved their skills and their knowledge related to their trade	81%	17%	1%
The trade instructors are helpful	87%	12%	1%
The trade instructors treat students fairly	85%	14%	1%
<b>Weighted Average:</b>	<b>85%</b>	<b>14%</b>	<b>1%</b>

<b>Advanced Career Training</b>			
<b>Percent of students who agreed that:</b>			
The ACT program will improve their career opportunities after Job Corps	69%	14%	17%
The center-provided transportation to and from the ACT site is excellent	53%	24%	23%
The center has improved their ability to be successful in their ACT program	60%	21%	19%
The center staff care about the needs of ACT students	59%	23%	18%
<b>Weighted Average:</b>	<b>60%</b>	<b>21%</b>	<b>19%</b>

<b>Advanced Training</b>			
<b>Percent of students who agreed that:</b>			
The Advanced Training instructors treat students with respect	85%	11%	4%
The Advanced Training classes are well-planned and organized	76%	20%	4%
The Advanced Training instructors clearly explain each skill	82%	14%	4%
The Advanced Training instructors are experienced and able to assist students	85%	10%	4%
The Advanced Training courses have added to what they learned in the basic trade program	83%	11%	6%
The Advanced Training program will improve their career options	86%	10%	4%
The Advanced Training instructors help students	85%	11%	4%
The Advanced Training instructors treat students fairly	80%	15%	5%
<b>Weighted Average:</b>	<b>83%</b>	<b>13%</b>	<b>4%</b>

Notes: Percents not shown if N < 10. Weighted averages not shown if all Ns in section were < 10. Gray cell color indicates that 'Does not know/apply' was not an option for that question.