

**Section 1: Highlights**

Center & Region: PHOENIX, SANFRANCISCO  
 Survey Period: December 01 2025 - December 16 2025  
 Surveys Offered: 157  
 Number of Fully-Completed Surveys: 134  
 Response Rate: 85%

<i>Top Three Categories</i>	<i>Lowest Three Categories</i>
Career Preparation Phase	Residential
Career Technical Training: Basic	Center Life
Reading	Food Services

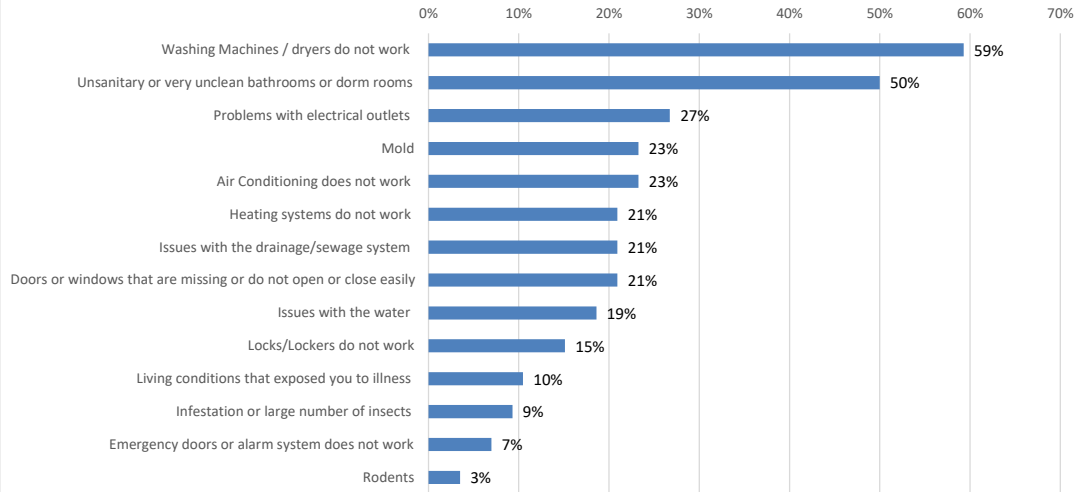
<i>Above National Average</i>	<i>Below National Average*</i>
Overall Impressions	Recreation
Reading	Admissions
Health and Wellness	Residential
Disability Services	

\*The three largest performance gaps are noted and are the difference in the national weighted average and the center weighted average and the national weighted average is higher.

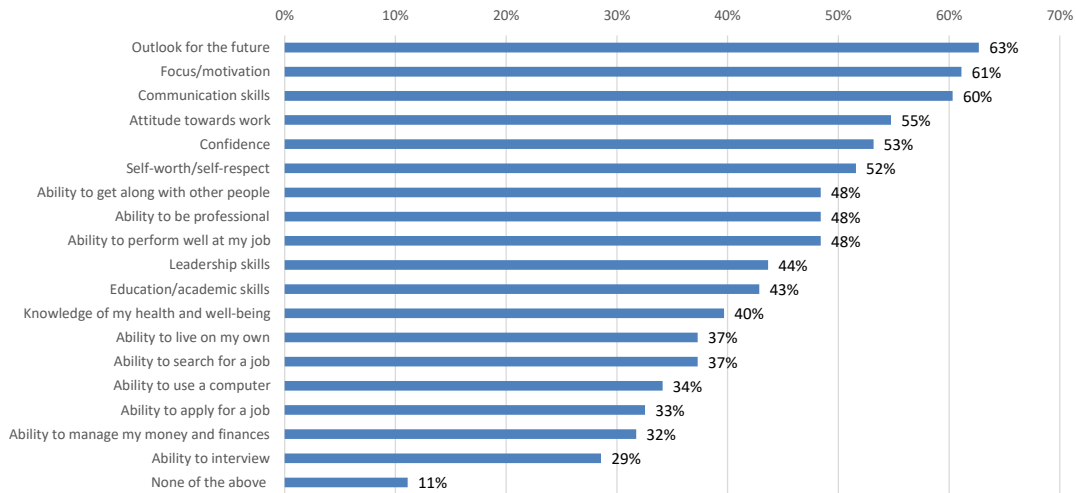
<i>Top 5 questions</i>	<i>Percent of students</i>
They are satisfied with their current trade	95.1%
They are learning the necessary skills in trade classes to perform a job	92.7%
The trade instructors are experienced and able to assist students	92.7%
The CPP instructors care about student success	91.9%
The CPP instructors treat students with respect	91.9%

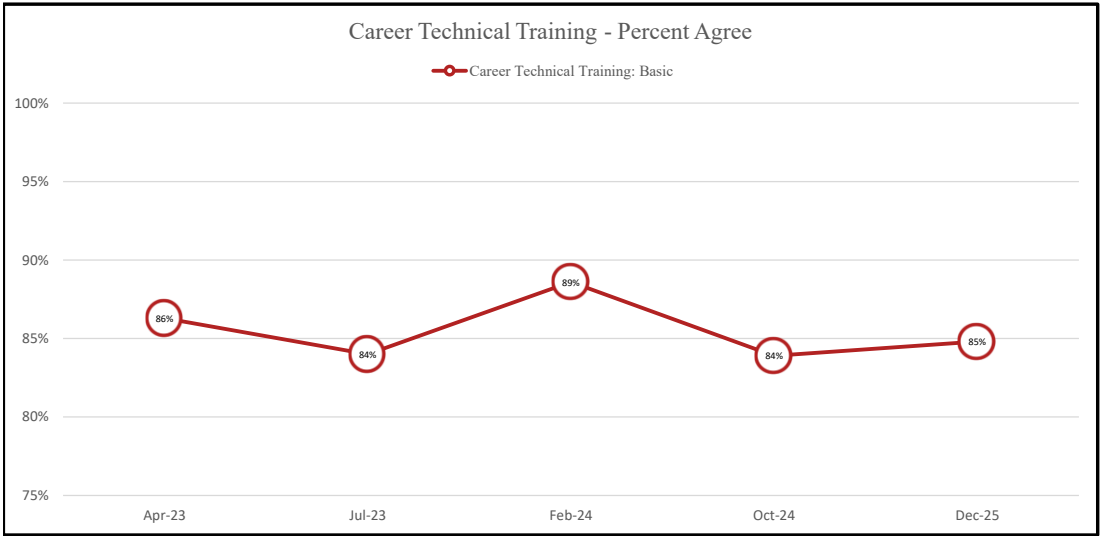
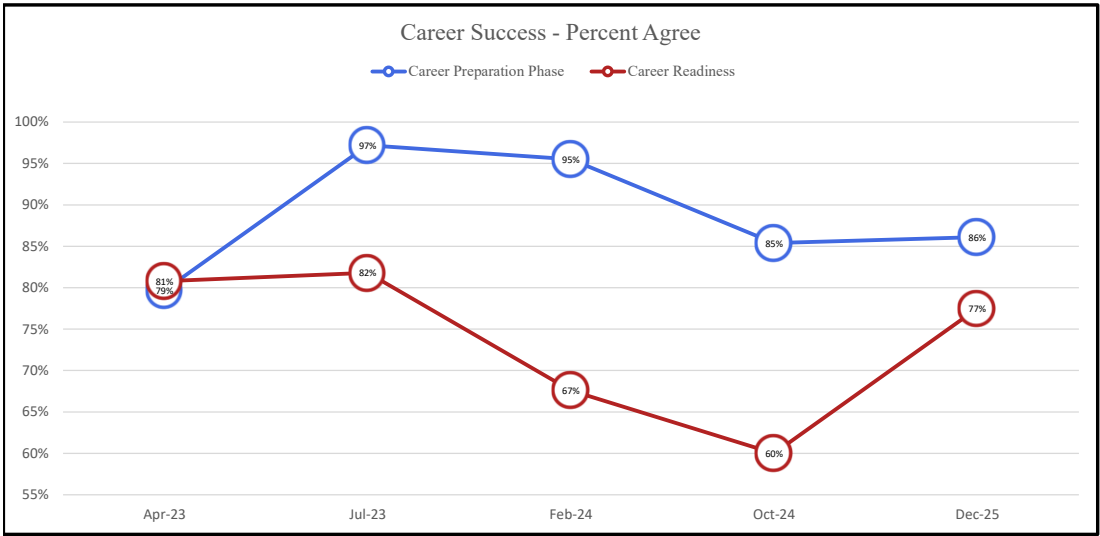
<i>Bottom 5 questions</i>	<i>Percent of students</i>
The access to computers	19.8%
The dorm is safe and does not have any health and/or safety hazards	22.1%
The bathrooms in dorms	26.7%
Dorm problems being fixed	29.1%
Tutoring after training hours	30.2%

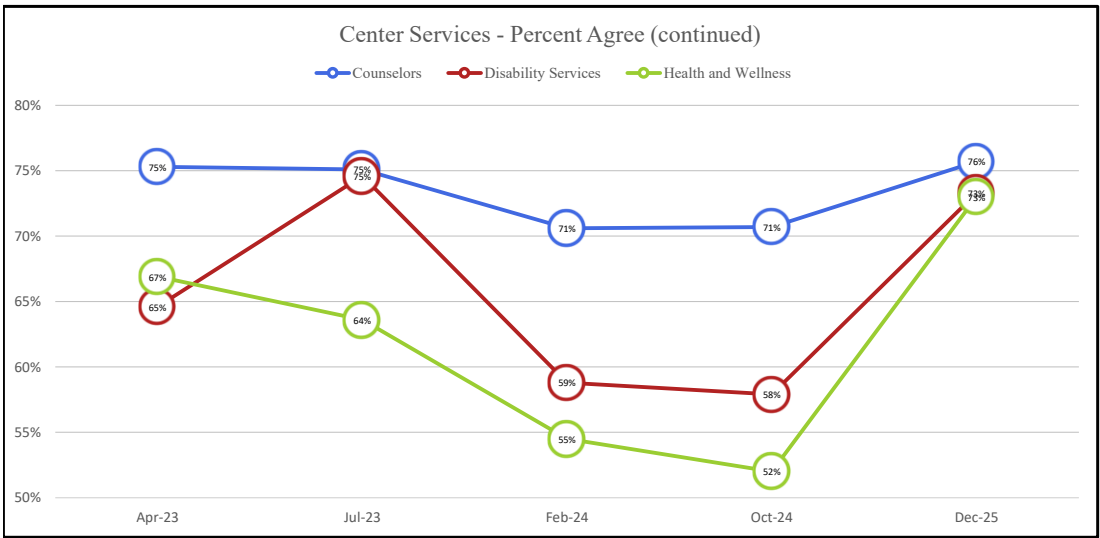
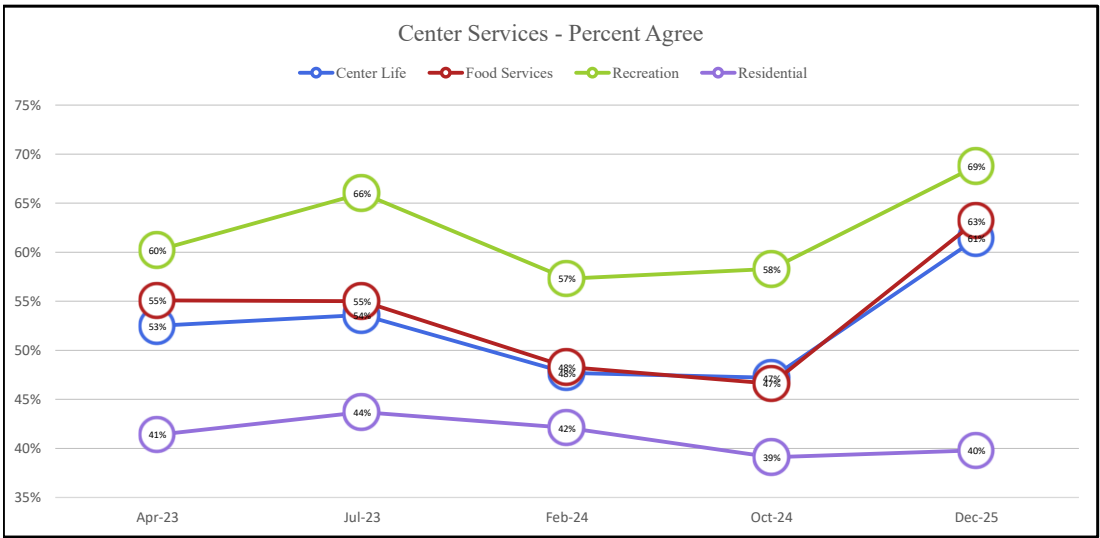
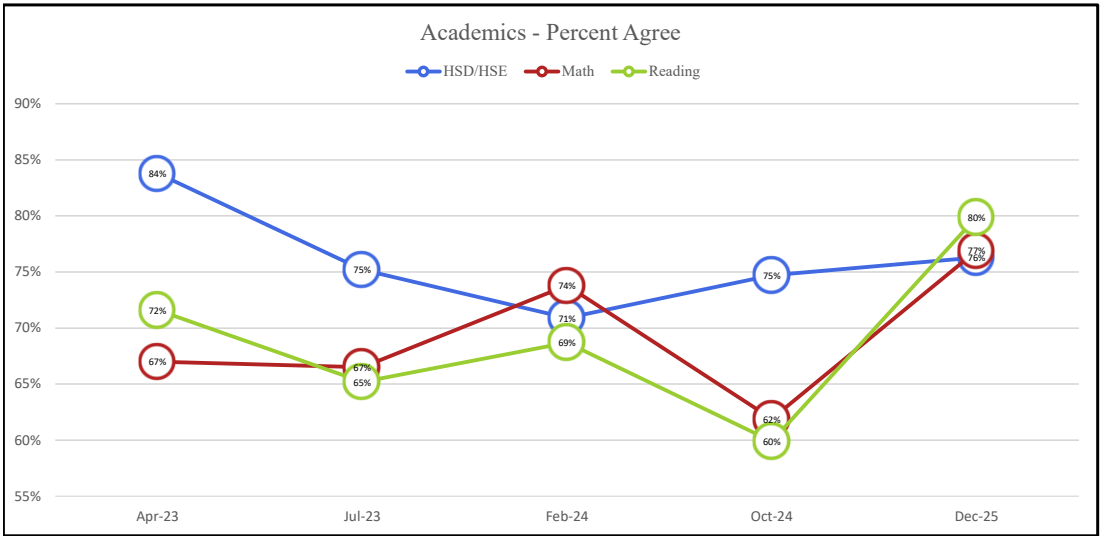
### Dorm Safety Issues



### Job Corps Improved my Skills







**Section 2: Summary**

Center &amp; Region: PHOENIX, SANFRANCISCO

Contractor: C00300, ADAMS AND ASSOCIATES

Survey Period: December 01 2025 - December 16 2025

Surveys Offered: 157

Number of Fully-Completed Surveys: 134

**Response Rate:**

Complete: 85%

Incomplete or Partially Complete: 15%

	Center (%)			Nation (%)		
	Agree	Not Agree	Does not know/apply	Agree	Not Agree	Does not know/apply
<b>Percent of students:</b>						
Taking the survey for the first time	82%	18%		65%	35%	
Willing to take the survey	94%	6%		97%	3%	
Center shared last SEA survey results	35%	30%	35%	43%	29%	28%

<b>Overall Impressions</b>						
Overall Impressions	67%	32%	1%	64%	35%	1%
<b>Admissions</b>						
Admissions	73%	26%	1%	81%	18%	1%
<b>Center Services</b>						
Center Life	61%	34%	4%	64%	32%	3%
Health and Wellness	73%	21%	6%	72%	24%	5%
Disability Services	73%	23%	4%	73%	23%	4%
Counselors	76%	19%	6%	82%	16%	2%
Recreation	69%	26%	5%	75%	20%	5%
Food Services	63%	35%	1%	64%	35%	1%
Residential	40%	55%	5%	57%	40%	3%
<b>Career Success</b>						
Career Preparation Phase	86%	11%	3%	88%	11%	2%
Career Readiness	77%	21%	2%	77%	22%	0%
<b>Academics</b>						
Reading	80%	20%	0%	78%	20%	2%
Math	77%	23%	0%	79%	20%	1%
HSD/HSE	76%	22%	2%	82%	17%	1%
<b>Career Technical Training</b>						
Career Technical Training: Basic	85%	15%	1%	85%	14%	1%

Note 1: Summary ratings are based on the weighted average of percent of student that indicate they agree with a positive statement about their center or Job Corps or indicate they are satisfied.

Note 2: Percents not shown if N < 10. Weighted averages not shown if all Ns in section were < 10.

Note 3: Dark gray cell color indicates that 'Does not know/apply' was not an option for that question.

**Section 3: Detailed Results**

Center &amp; Region: PHOENIX, SANFRANCISCO

Contractor: C00300, ADAMS AND ASSOCIATES

Survey Period: December 01 2025 - December 16 2025

Surveys Offered: 157

Number of Fully-Completed Surveys: 134

**Response Rate:**

Complete: 85%

Incomplete or Partially Complete: 15%

	Center (%)			Nation (%)		
	Agree	Not Agree	Does not know/apply	Agree	Not Agree	Does not know/apply
<b>Percent of students:</b>						
Taking the survey for the first time	82%	18%		65%	35%	
Willing to take the survey	94%	6%		97%	3%	
Center shared last SEA survey results	35%	30%	35%	43%	29%	28%

**Overall Impressions****Overall Impressions****Percent of students who agreed that:**

Staff treat students fairly	61%	37%	2%	54%	44%	2%
Staff encourage students to succeed	81%	19%		78%	21%	1%
Center welcomes all people	76%	22%		69%	30%	
They have not seen unfair treatment of students	50%	47%		47%	50%	
Job Corps has been a positive experience	65%	35%		69%	31%	
They would recommend Job Corps to a friend	69%	31%		69%	31%	
<b>Weighted Average:</b>	<b>67%</b>	<b>32%</b>	<b>1%</b>	<b>64%</b>	<b>35%</b>	<b>1%</b>

**Admissions****Admissions****Percent of students who agreed that:**

Enrolling in Job Corps was easy	54%	46%		68%	31%	1%
The Admissions Counselors explained the Job Corps Student Conduct Policy	88%	13%		88%	12%	1%
The Admissions Counselors explained what is expected of students at Job Corps	79%	21%		87%	12%	1%
The Admissions Counselors were helpful when completing the Job Corps application	79%	17%	4%	82%	16%	2%
The Admissions Counselors discussed career training options	83%	17%		84%	14%	1%
The Admissions Counselors placed the students in a center that had trades they wanted	71%	25%	4%	83%	15%	2%
They were satisfied with the length of time it took from starting the application to arriving at center	63%	38%		69%	30%	1%
The Admissions Counselors did a great or good job explaining the program and preparing the students for life at Job Corps	71%	29%		83%	17%	
<b>Weighted Average:</b>	<b>73%</b>	<b>26%</b>	<b>1%</b>	<b>81%</b>	<b>18%</b>	<b>1%</b>

Percent of students:	Center (%)			Nation (%)		
	Agree	Not Agree	Does not know/apply	Agree	Not Agree	Does not know/apply
<b>Center Services</b>						
<b>Center Life</b>						
<b>Percent of students who agreed that:</b>						
The center leadership treat students with respect	72%	24%	4%	76%	22%	2%
The center is well organized	50%	49%	2%	54%	45%	2%
The center staff announce important information when needed	61%	36%	2%	63%	36%	1%
The buildings are in good repair	59%	38%	3%	63%	35%	2%
The facilities are clean	66%	32%	2%	68%	30%	1%
They can talk to center staff about their opinions about the center	54%	39%	6%	62%	33%	5%
The center has helped arrange child care, if needed				60%	40%	
Non-Res Ctr: The center staff make sure the students can get to center and back home safely				77%	20%	3%
Non-Res: The center helps students get to center and back home every day	53%	38%	10%	56%	23%	20%
Non-Res: The center provides space for students to study on center	65%	20%	15%	59%	20%	21%
Non-Res: Teachers are willing to listen to concerns	75%	23%	3%	78%	15%	7%
Non-Res: The center has a designated staff person to address the needs of non-residential students	63%	28%	10%	63%	22%	16%
Non-Res: The center staff are helpful explaining leave policy	68%	30%	3%	67%	22%	11%
<b>Weighted Average:</b>	<b>61%</b>	<b>34%</b>	<b>4%</b>	<b>64%</b>	<b>32%</b>	<b>3%</b>

<b>Health and Wellness</b>						
<b>Percent of students who agreed that:</b>						
The health and wellness staff clearly explain available health services	77%	20%	3%	76%	22%	2%
The health and wellness staff help students understand their health care needs	83%	16%	2%	74%	23%	2%
The health and wellness staff treat students with respect	87%	11%	2%	81%	18%	1%
The health and wellness staff keep students' personal health information private	83%	12%	5%	83%	14%	3%
Health services teach students to manage their health better	79%	20%	2%	72%	25%	3%
The health and wellness staff are available to students during the training day	75%	23%	2%	76%	22%	3%
Health services are available to students as needed	41%	40%	19%	48%	41%	12%
The health and wellness staff helped them get health services off center as needed	59%	27%	14%	64%	26%	10%
<b>Weighted Average:</b>	<b>73%</b>	<b>21%</b>	<b>6%</b>	<b>72%</b>	<b>24%</b>	<b>5%</b>

<b>Disability Services</b>						
<b>Percent of students who agreed that:</b>						
Center staff are respectful of students with disabilities	70%	24%	6%	69%	23%	8%
The percent of students who reported having received services within a month of meeting with the Center Disability Coordinator	79%	21%		70%	30%	
The percent of students who reported always or usually having accommodations available when needed	83%	17%		81%	19%	
Receiving accommodations improved their ability to participate in the Job Corps program	70%	30%		79%	19%	2%
<b>Weighted Average:</b>	<b>73%</b>	<b>23%</b>	<b>4%</b>	<b>73%</b>	<b>23%</b>	<b>4%</b>

Percent of students:	Center (%)			Nation (%)		
	Agree	Not Agree	Does not know/apply	Agree	Not Agree	Does not know/apply
<b>Counselors</b>						
<b>Percent of students who agreed that:</b>						
The counselors treat students with respect	85%	14%	1%	88%	11%	1%
The counselors help them plan and meet goals	75%	22%	3%	83%	15%	2%
They could ask the counselors for help	74%	19%	7%	78%	20%	2%
The counselors respond quickly	65%	28%	7%	74%	22%	4%
The counselors keep their personal information private	80%	11%	9%	84%	12%	3%
<b>Weighted Average:</b>	<b>76%</b>	<b>19%</b>	<b>6%</b>	<b>82%</b>	<b>16%</b>	<b>2%</b>

<b>Recreation</b>						
<b>Percent of students who agreed that:</b>						
All of the recreational staff treat students with respect	75%	21%	5%	79%	17%	4%
The recreational staff organize activities that students enjoy	67%	27%	6%	72%	23%	5%
There are recreational activities available after training hours	66%	29%	5%	80%	17%	3%
The equipment in the recreation area works and is clean	65%	29%	6%	73%	22%	5%
Non-Res: They are encouraged to participate in recreational activities	73%	23%	5%	68%	18%	14%
<b>Weighted Average:</b>	<b>69%</b>	<b>26%</b>	<b>5%</b>	<b>75%</b>	<b>20%</b>	<b>5%</b>

<b>Food Services</b>						
<b>Percent of students who agreed that:</b>						
Cafeteria staff treat students with respect	69%	31%		81%	18%	0%
The cafeteria food tastes good	46%	52%	2%	43%	56%	1%
The cafeteria has healthy meal choices	67%	31%	2%	61%	38%	1%
The cafeteria meets students' needs	58%	37%	5%	68%	29%	3%
The cafeteria is clean	75%	24%	1%	74%	25%	1%
The food in the cafeteria is well cooked and fresh	53%	46%	1%	50%	49%	1%
They get enough food	75%	25%		72%	28%	1%
<b>Weighted Average:</b>	<b>63%</b>	<b>35%</b>	<b>1%</b>	<b>64%</b>	<b>35%</b>	<b>1%</b>

<b>Residential</b>						
<b>Percent of students who are satisfied with:</b>						
Living at the center	36%	60%	3%	53%	45%	2%
Dorm rooms	48%	52%		61%	39%	1%
The bathrooms in dorms	27%	72%	1%	52%	47%	1%
The shared dorm space	44%	55%	1%	60%	39%	1%
The laundry rooms	34%	66%		57%	42%	1%
The Resident Advisor (RA) or dorm staff	63%	37%		66%	33%	1%
The access to computers	20%	63%	17%	49%	43%	8%
The access to the internet	56%	40%	5%	60%	39%	1%
Dorm safety	57%	43%		69%	30%	1%
The study spaces available after training hours	41%	55%	5%	60%	33%	7%
Tutoring after training hours	30%	52%	17%	45%	39%	16%
Center-provided transportation	31%	49%	20%	60%	35%	5%
Dorm problems being fixed	29%	66%	5%	44%	54%	2%
The dorm clean up duties and other clean up duties are assigned to students fairly	59%	38%	2%	70%	28%	2%
The dorm is safe and does not have any health and/or safety hazards	22%	78%		46%	54%	
<b>Weighted Average:</b>	<b>40%</b>	<b>55%</b>	<b>5%</b>	<b>57%</b>	<b>40%</b>	<b>3%</b>

Percent of students:	Center (%)			Nation (%)		
	Agree	Not Agree	Does not know/apply	Agree	Not Agree	Does not know/apply
<b>Career Success</b>						
<b>Career Preparation Phase</b>						
<b>Percent of students who agreed that:</b>						
The CPP instructors treat students with respect	92%	6%	2%	93%	7%	1%
The CPP instructors care about student success	92%	6%	2%	91%	8%	1%
The CPP classes are well-planned and organized	87%	11%	2%	85%	14%	1%
The CPP classes have working equipment	89%	10%	2%	88%	11%	1%
Their CPP class has helped identify the right trade	87%	11%	2%	87%	11%	1%
The CPP class has better prepared them for a job	77%	18%	5%	83%	14%	3%
The CPP class has better prepared them for finding a job	69%	21%	10%	78%	18%	4%
The CPP instructors reviewed the Student Standards of Conduct with student	84%	15%	2%	91%	8%	2%
My CPP instructor is helpful during class	90%	8%	2%	91%	8%	1%
My CPP instructor treats students fairly	90%	8%	2%	90%	9%	1%
<b>Weighted Average:</b>	<b>86%</b>	<b>11%</b>	<b>3%</b>	<b>88%</b>	<b>11%</b>	<b>2%</b>

<b>Career Readiness</b>						
<b>Percent of students who agreed that:</b>						
They have attended classes at the center that help prepare them for graduation from Job Corps	58%	42%		66%	34%	
They have learned how to be professional during a job interview	86%	14%		86%	14%	
They have learned how to write a resume and complete an application	91%	9%		85%	15%	
They have learned how to manage money	91%	9%		78%	22%	
They have learned how to live on their own	86%	14%		78%	22%	
Their CTS Counselor has been helpful with their job search and in preparing them for life	65%	22%	13%	77%	20%	3%
<b>Weighted Average:</b>	<b>77%</b>	<b>21%</b>	<b>2%</b>	<b>77%</b>	<b>22%</b>	<b>0%</b>

Percent of students:	Center (%)			Nation (%)		
	Agree	Not Agree	Does not know/apply	Agree	Not Agree	Does not know/apply
<b>Academics</b>						
<b>Reading</b>						
<b>Percent of students who agreed that:</b>						
The reading teachers treat students with respect	91%	9%		85%	14%	1%
The reading classes are well-planned and organized	77%	23%		79%	19%	2%
The reading classes have enough working equipment	72%	28%		78%	20%	2%
The reading teachers care about students learning to read and write well	87%	13%		81%	17%	2%
The reading teachers clearly describe the material covered in class	87%	13%		80%	18%	2%
The reading teachers care about the student's success	83%	15%	2%	82%	16%	2%
The reading teachers are helpful	91%	9%		82%	16%	1%
The reading teachers treat students fairly	81%	19%		81%	18%	2%
There are no issues that makes it difficult to learn in reading class	51%	49%		56%	44%	
<b>Weighted Average:</b>	<b>80%</b>	<b>20%</b>	<b>0%</b>	<b>78%</b>	<b>20%</b>	<b>2%</b>

<b>Math</b>						
<b>Percent of students who agreed that:</b>						
The math teachers treat students with respect	82%	18%		85%	15%	1%
The math classes are well-planned and organized	75%	23%	2%	78%	21%	1%
The math classes have working equipment (for example, computers, books, or printers).	77%	23%		80%	18%	2%
The math teachers care about students learning math well	85%	15%		82%	16%	2%
The math teachers clearly describe the material covered in class	80%	20%		80%	19%	1%
The math teachers care about the student's success	74%	25%	2%	81%	17%	2%
The math teachers are helpful	83%	17%		82%	17%	1%
The math teachers treat students fairly	78%	22%		82%	17%	1%
There are no issues that makes it difficult to learn in math class	58%	42%		58%	42%	
<b>Weighted Average:</b>	<b>77%</b>	<b>23%</b>	<b>0%</b>	<b>79%</b>	<b>20%</b>	<b>1%</b>

<b>HSD/HSE</b>						
<b>Percent of students who agreed that:</b>						
They are making progress towards obtaining a high school diploma or equivalent	83%	17%		92%	8%	
They are satisfied with instruction	67%	33%		82%	18%	
The high school teachers treat students with respect	83%	17%		86%	13%	1%
The high school classes are well-planned and organized	67%	28%	6%	78%	20%	2%
The high school classes have enough working equipment	78%	22%		81%	18%	1%
The high school teachers are able to assist with course work	89%	11%		80%	18%	1%
The high school teachers care about the student's success	78%	17%	6%	84%	14%	2%
They are gaining the required knowledge in the high school class	67%	33%		84%	14%	2%
There are no issues that makes it difficult to learn in high school class	61%	39%		65%	35%	
The high school teachers are helpful	83%	17%		83%	16%	1%
The high school teacher treat students fairly	83%	11%	6%	82%	17%	2%
<b>Weighted Average:</b>	<b>76%</b>	<b>22%</b>	<b>2%</b>	<b>82%</b>	<b>17%</b>	<b>1%</b>

Percent of students:	Center (%)			Nation (%)		
	Agree	Not Agree	Does not know/apply	Agree	Not Agree	Does not know/apply
<b>Career Technical Training</b>						
<b>Career Technical Training: Basic</b>						
<b>Percent of students who agreed that:</b>						
They are satisfied with their current trade	95%	5%		94%	6%	
The trade instructors treat students with respect	90%	10%		89%	10%	1%
The trade instructors care about the student's success	90%	10%		89%	10%	1%
The trade instructors' lessons are well-planned and organized	83%	12%	5%	82%	17%	1%
The trade classes have working equipment that is up-to-date	71%	27%	2%	83%	16%	1%
They are learning the necessary skills in trade classes to perform a job	93%	7%		89%	10%	1%
The trade instructors are able to clearly explain each skill	88%	12%		86%	14%	1%
The trade instructors are experienced and able to assist students	93%	7%		89%	10%	1%
There are no issues that makes it difficult to learn in trade class	61%	39%		67%	33%	
Work-based learning has improved their skills and their knowledge related to their trade	86%	14%		81%	17%	1%
The trade instructors are helpful	83%	17%		87%	12%	1%
The trade instructors treat students fairly	85%	15%		85%	14%	1%
<b>Weighted Average:</b>	<b>85%</b>	<b>15%</b>	<b>1%</b>	<b>85%</b>	<b>14%</b>	<b>1%</b>

Notes: Percents not shown if N <10. Weighted averages not shown if all Ns in section were <10.  
Gray cell color indicates that 'Does not know/apply' was not an option for that question.