

**Section 1: Highlights**

Center &amp; Region: POTOMAC, PHILADELPHIA

Survey Period: December 01 2025 - December 16 2025

Surveys Offered: 122

Number of Fully-Completed Surveys: 106

Response Rate: 87%

<i>Top Three Categories</i>	<i>Lowest Three Categories</i>
Advanced Training	Residential
Career Preparation Phase	Food Services
HSD/HSE	Overall Impressions

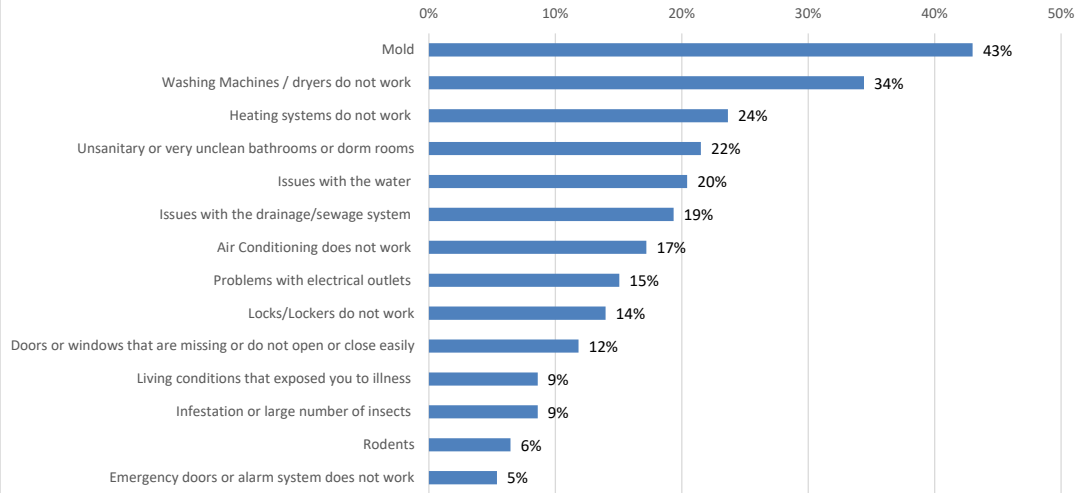
<i>Above National Average</i>	<i>Below National Average*</i>
Advanced Training	Food Services
Reading	Health and Wellness
	Admissions

\*The three largest performance gaps are noted and are the difference in the national weighted average and the center weighted average and the national weighted average is higher.

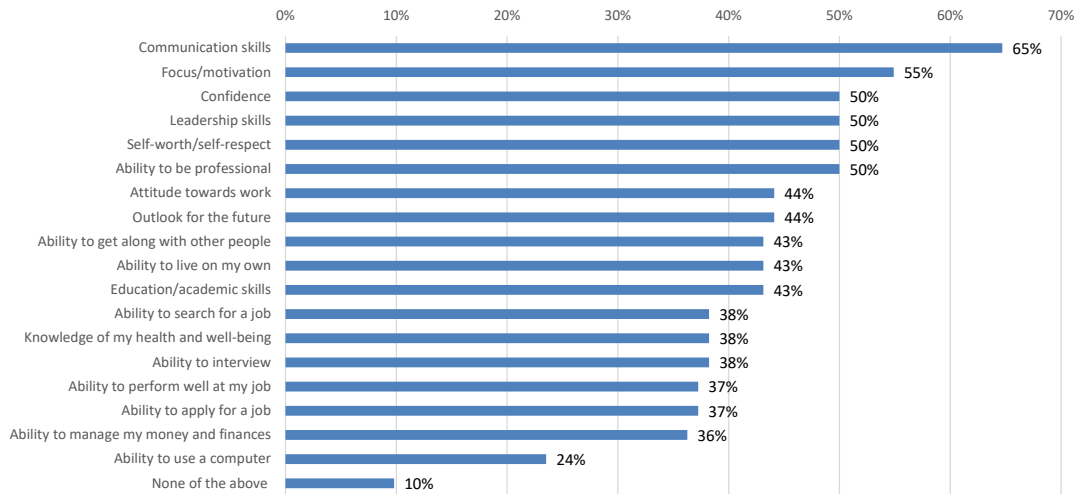
<i>Top 5 questions</i>	<i>Percent of students</i>
They are making progress towards obtaining a high school diploma or equivalent	100.0%
The CPP instructors treat students with respect	94.7%
The percent of students who reported always or usually having accommodations available when needed	94.4%
The Advanced Training instructors are experienced and able to assist students	91.7%
The Advanced Training instructors help students	91.7%

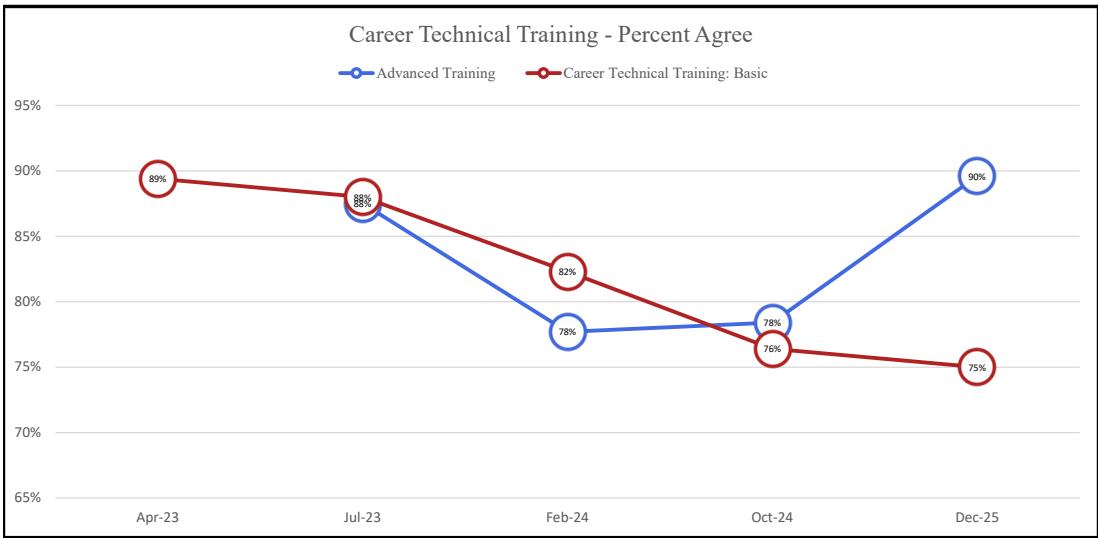
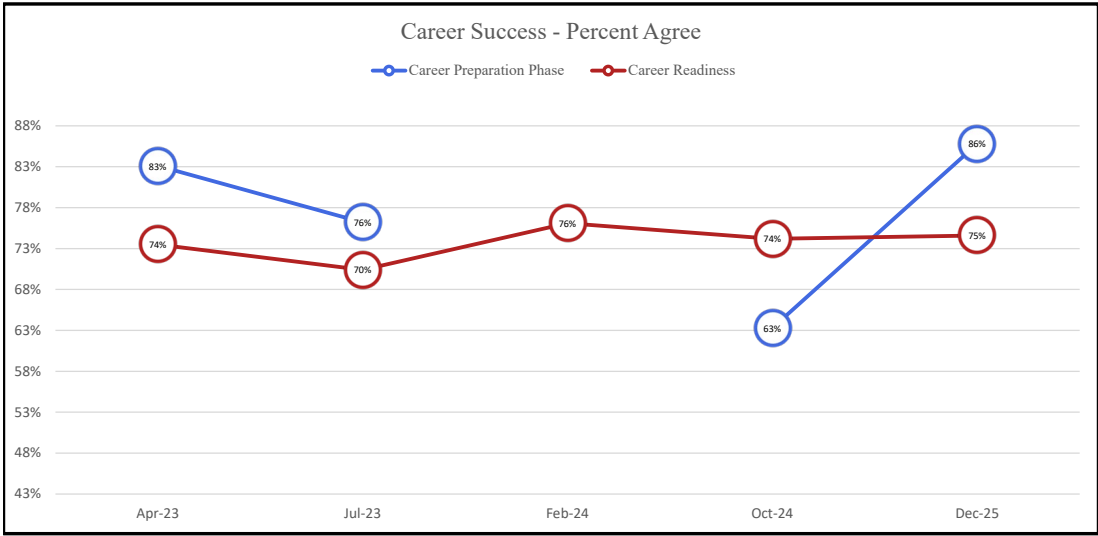
<i>Bottom 5 questions</i>	<i>Percent of students</i>
Dorm problems being fixed	32.3%
The dorm is safe and does not have any health and/or safety hazards	33.3%
The access to the internet	33.3%
The cafeteria food tastes good	34.8%
Tutoring after training hours	35.5%

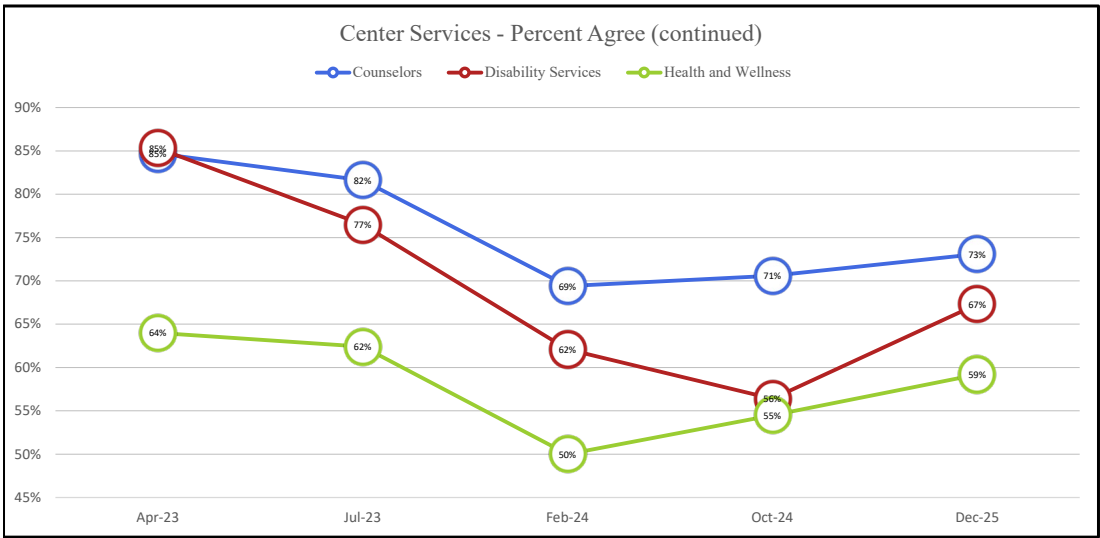
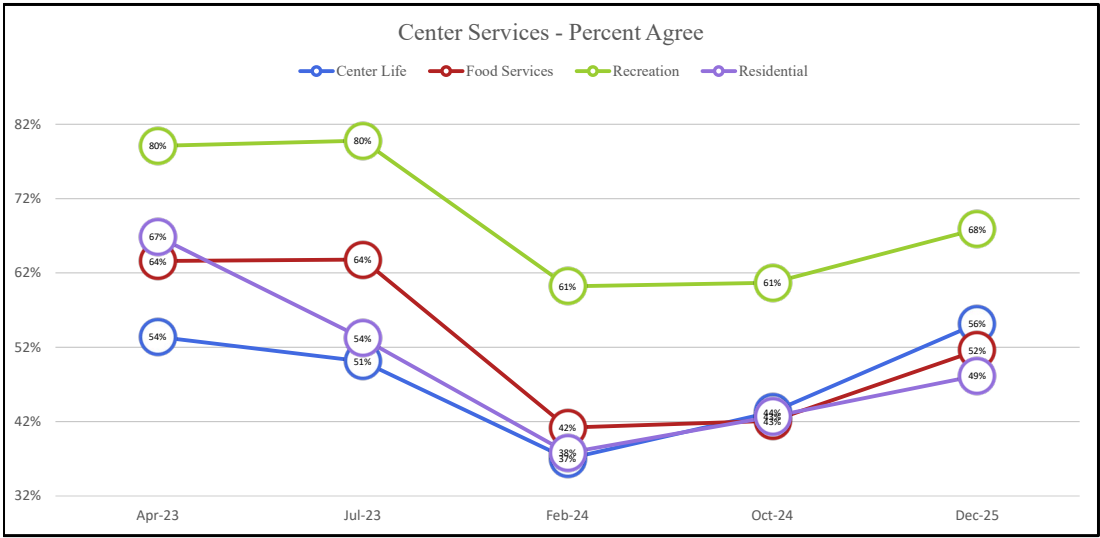
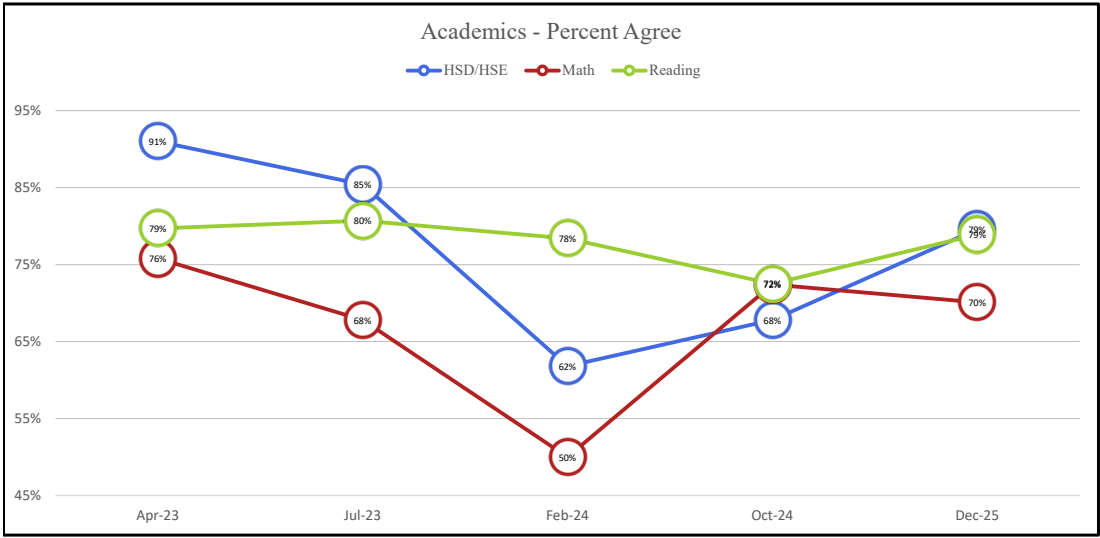
### Dorm Safety Issues



### Job Corps Improved my Skills







**Section 2: Summary**

Center & Region: POTOMAC, PHILADELPHIA  
 Contractor: C15700, ECKERD YOUTH  
 ALTERNATIVES, INC.

Survey Period: December 01 2025 - December 16 2025  
 Surveys Offered: 122  
 Number of Fully-Completed Surveys: 106

**Response Rate:**

Complete: 87%  
 Incomplete or Partially Complete: 13%

	Center (%)			Nation (%)		
	Agree	Not Agree	Does not know/apply	Agree	Not Agree	Does not know/apply
<b>Percent of students:</b>						
Taking the survey for the first time	54%	46%		65%	35%	
Willing to take the survey	96%	4%		97%	3%	
Center shared last SEA survey results	33%	46%	21%	43%	29%	28%

<b>Overall Impressions</b>						
Overall Impressions	54%	45%	0%	64%	35%	1%
<b>Admissions</b>						
Admissions	66%	23%	11%	81%	18%	1%
<b>Center Services</b>						
Center Life	56%	43%	2%	64%	32%	3%
Health and Wellness	59%	38%	3%	72%	24%	5%
Disability Services	67%	30%	2%	73%	23%	4%
Counselors	73%	25%	2%	82%	16%	2%
Recreation	68%	28%	4%	75%	20%	5%
Food Services	52%	48%	0%	64%	35%	1%
Residential	49%	48%	3%	57%	40%	3%
<b>Career Success</b>						
Career Preparation Phase	86%	14%	1%	88%	11%	2%
Career Readiness	75%	25%	1%	77%	22%	0%
<b>Academics</b>						
Reading	79%	21%		78%	20%	2%
Math	70%	30%	0%	79%	20%	1%
HSD/HSE	79%	21%		82%	17%	1%
<b>Career Technical Training</b>						
Career Technical Training: Basic	75%	25%	0%	85%	14%	1%
Advanced Training	90%	2%	8%	83%	13%	4%

Note 1: Summary ratings are based on the weighted average of percent of student that indicate they agree with a positive statement about their center or Job Corps or indicate they are satisfied.

Note 2: Percents not shown if N < 10. Weighted averages not shown if all Ns in section were < 10.

Note 3: Dark gray cell color indicates that 'Does not know/apply' was not an option for that question.

**Section 3: Detailed Results**

Center & Region: POTOMAC, PHILADELPHIA  
 Contractor: C15700, ECKERD YOUTH  
 ALTERNATIVES, INC.

Survey Period: December 01 2025 - December 16 2025  
 Surveys Offered: 122  
 Number of Fully-Completed Surveys: 106

**Response Rate:**

Complete: 87%  
 Incomplete or Partially Complete: 13%

	Center (%)			Nation (%)		
	Agree	Not Agree	Does not know/apply	Agree	Not Agree	Does not know/apply
<b>Percent of students:</b>						
Taking the survey for the first time	54%	46%		65%	35%	
Willing to take the survey	96%	4%		97%	3%	
Center shared last SEA survey results	33%	46%	21%	43%	29%	28%

<b>Overall Impressions</b>						
<b>Overall Impressions</b>						
<b>Percent of students who agreed that:</b>						
Staff treat students fairly	36%	63%	1%	54%	44%	2%
Staff encourage students to succeed	74%	26%		78%	21%	1%
Center welcomes all people	59%	41%		69%	30%	
They have not seen unfair treatment of students	37%	63%		47%	50%	
Job Corps has been a positive experience	63%	37%		69%	31%	
They would recommend Job Corps to a friend	58%	42%		69%	31%	
<b>Weighted Average:</b>	<b>54%</b>	<b>45%</b>	<b>0%</b>	<b>64%</b>	<b>35%</b>	<b>1%</b>

<b>Admissions</b>						
<b>Admissions</b>						
<b>Percent of students who agreed that:</b>						
Enrolling in Job Corps was easy	73%	18%	9%	68%	31%	1%
The Admissions Counselors explained the Job Corps Student Conduct Policy	73%	9%	18%	88%	12%	1%
The Admissions Counselors explained what is expected of students at Job Corps	73%	9%	18%	87%	12%	1%
The Admissions Counselors were helpful when completing the Job Corps application	64%	27%	9%	82%	16%	2%
The Admissions Counselors discussed career training options	64%	18%	18%	84%	14%	1%
The Admissions Counselors placed the students in a center that had trades they wanted	64%	27%	9%	83%	15%	2%
They were satisfied with the length of time it took from starting the application to arriving at center	45%	45%	9%	69%	30%	1%
The Admissions Counselors did a great or good job explaining the program and preparing the students for life at Job Corps	73%	27%		83%	17%	
<b>Weighted Average:</b>	<b>66%</b>	<b>23%</b>	<b>11%</b>	<b>81%</b>	<b>18%</b>	<b>1%</b>

Percent of students:	Center (%)			Nation (%)		
	Agree	Not Agree	Does not know/apply	Agree	Not Agree	Does not know/apply
<b>Center Services</b>						
<b>Center Life</b>						
<b>Percent of students who agreed that:</b>						
The center leadership treat students with respect	71%	28%	1%	76%	22%	2%
The center is well organized	41%	58%	1%	54%	45%	2%
The center staff announce important information when needed	60%	39%	1%	63%	36%	1%
The buildings are in good repair	50%	49%	1%	63%	35%	2%
The facilities are clean	54%	45%	1%	68%	30%	1%
They can talk to center staff about their opinions about the center	55%	44%	1%	62%	33%	5%
The center has helped arrange child care, if needed	69%	31%		60%	40%	
Non-Res Ctr: The center staff make sure the students can get to center and back home safely				77%	20%	3%
Non-Res: The center helps students get to center and back home every day				56%	23%	20%
Non-Res: The center provides space for students to study on center				59%	20%	21%
Non-Res: Teachers are willing to listen to concerns				78%	15%	7%
Non-Res: The center has a designated staff person to address the needs of non-residential students				63%	22%	16%
Non-Res: The center staff are helpful explaining leave policy				67%	22%	11%
<b>Weighted Average:</b>	<b>56%</b>	<b>43%</b>	<b>2%</b>	<b>64%</b>	<b>32%</b>	<b>3%</b>

<b>Health and Wellness</b>						
<b>Percent of students who agreed that:</b>						
The health and wellness staff clearly explain available health services	57%	41%	2%	76%	22%	2%
The health and wellness staff help students understand their health care needs	54%	45%	1%	74%	23%	2%
The health and wellness staff treat students with respect	62%	36%	2%	81%	18%	1%
The health and wellness staff keep students' personal health information private	71%	26%	3%	83%	14%	3%
Health services teach students to manage their health better	58%	40%	2%	72%	25%	3%
The health and wellness staff are available to students during the training day	70%	27%	3%	76%	22%	3%
Health services are available to students as needed	47%	46%	7%	48%	41%	12%
The health and wellness staff helped them get health services off center as needed	56%	37%	7%	64%	26%	10%
<b>Weighted Average:</b>	<b>59%</b>	<b>38%</b>	<b>3%</b>	<b>72%</b>	<b>24%</b>	<b>5%</b>

<b>Disability Services</b>						
<b>Percent of students who agreed that:</b>						
Center staff are respectful of students with disabilities	64%	32%	4%	69%	23%	8%
The percent of students who reported having received services within a month of meeting with the Center Disability Coordinator	60%	40%		70%	30%	
The percent of students who reported always or usually having accommodations available when needed	94%	6%		81%	19%	
Receiving accommodations improved their ability to participate in the Job Corps program	72%	28%		79%	19%	2%
<b>Weighted Average:</b>	<b>67%</b>	<b>30%</b>	<b>2%</b>	<b>73%</b>	<b>23%</b>	<b>4%</b>

Percent of students:	Center (%)			Nation (%)		
	Agree	Not Agree	Does not know/apply	Agree	Not Agree	Does not know/apply
<b>Counselors</b>						
<b>Percent of students who agreed that:</b>						
The counselors treat students with respect	81%	18%	1%	88%	11%	1%
The counselors help them plan and meet goals	75%	24%	1%	83%	15%	2%
They could ask the counselors for help	73%	26%	1%	78%	20%	2%
The counselors respond quickly	61%	35%	4%	74%	22%	4%
The counselors keep their personal information private	75%	21%	4%	84%	12%	3%
<b>Weighted Average:</b>	<b>73%</b>	<b>25%</b>	<b>2%</b>	<b>82%</b>	<b>16%</b>	<b>2%</b>

<b>Recreation</b>						
<b>Percent of students who agreed that:</b>						
All of the recreational staff treat students with respect	70%	28%	2%	79%	17%	4%
The recreational staff organize activities that students enjoy	64%	32%	4%	72%	23%	5%
There are recreational activities available after training hours	69%	29%	2%	80%	17%	3%
The equipment in the recreation area works and is clean	72%	24%	4%	73%	22%	5%
Non-Res: They are encouraged to participate in recreational activities				68%	18%	14%
<b>Weighted Average:</b>	<b>68%</b>	<b>28%</b>	<b>4%</b>	<b>75%</b>	<b>20%</b>	<b>5%</b>

<b>Food Services</b>						
<b>Percent of students who agreed that:</b>						
Cafeteria staff treat students with respect	70%	30%		81%	18%	0%
The cafeteria food tastes good	35%	65%		43%	56%	1%
The cafeteria has healthy meal choices	55%	45%		61%	38%	1%
The cafeteria meets students' needs	54%	44%	2%	68%	29%	3%
The cafeteria is clean	54%	46%		74%	25%	1%
The food in the cafeteria is well cooked and fresh	37%	63%		50%	49%	1%
They get enough food	60%	40%		72%	28%	1%
<b>Weighted Average:</b>	<b>52%</b>	<b>48%</b>	<b>0%</b>	<b>64%</b>	<b>35%</b>	<b>1%</b>

<b>Residential</b>						
<b>Percent of students who are satisfied with:</b>						
Living at the center	47%	47%	5%	53%	45%	2%
Dorm rooms	58%	41%	1%	61%	39%	1%
The bathrooms in dorms	48%	48%	3%	52%	47%	1%
The shared dorm space	53%	44%	3%	60%	39%	1%
The laundry rooms	51%	47%	2%	57%	42%	1%
The Resident Advisor (RA) or dorm staff	53%	45%	2%	66%	33%	1%
The access to computers	48%	43%	9%	49%	43%	8%
The access to the internet	33%	63%	3%	60%	39%	1%
Dorm safety	60%	39%	1%	69%	30%	1%
The study spaces available after training hours	58%	40%	2%	60%	33%	7%
Tutoring after training hours	35%	55%	10%	45%	39%	16%
Center-provided transportation	53%	42%	5%	60%	35%	5%
Dorm problems being fixed	32%	63%	4%	44%	54%	2%
The dorm clean up duties and other clean up duties are assigned to students fairly	66%	34%		70%	28%	2%
The dorm is safe and does not have any health and/or safety hazards	33%	67%		46%	54%	
<b>Weighted Average:</b>	<b>49%</b>	<b>48%</b>	<b>3%</b>	<b>57%</b>	<b>40%</b>	<b>3%</b>

Percent of students:	Center (%)			Nation (%)		
	Agree	Not Agree	Does not know/apply	Agree	Not Agree	Does not know/apply
<b>Career Success</b>						
<b>Career Preparation Phase</b>						
<b>Percent of students who agreed that:</b>						
The CPP instructors treat students with respect	95%	5%		93%	7%	1%
The CPP instructors care about student success	89%	11%		91%	8%	1%
The CPP classes are well-planned and organized	84%	16%		85%	14%	1%
The CPP classes have working equipment	84%	16%		88%	11%	1%
Their CPP class has helped identify the right trade	84%	16%		87%	11%	1%
The CPP class has better prepared them for a job	79%	21%		83%	14%	3%
The CPP class has better prepared them for finding a job	79%	21%		78%	18%	4%
The CPP instructors reviewed the Student Standards of Conduct with student	84%	11%	5%	91%	8%	2%
My CPP instructor is helpful during class	89%	11%		91%	8%	1%
My CPP instructor treats students fairly	89%	11%		90%	9%	1%
<b>Weighted Average:</b>	<b>86%</b>	<b>14%</b>	<b>1%</b>	<b>88%</b>	<b>11%</b>	<b>2%</b>

<b>Career Readiness</b>						
<b>Percent of students who agreed that:</b>						
They have attended classes at the center that help prepare them for graduation from Job Corps	68%	33%		66%	34%	
They have learned how to be professional during a job interview	81%	19%		86%	14%	
They have learned how to write a resume and complete an application	78%	22%		85%	15%	
They have learned how to manage money	78%	22%		78%	22%	
They have learned how to live on their own	78%	22%		78%	22%	
Their CTS Counselor has been helpful with their job search and in preparing them for life	69%	28%	3%	77%	20%	3%
<b>Weighted Average:</b>	<b>75%</b>	<b>25%</b>	<b>1%</b>	<b>77%</b>	<b>22%</b>	<b>0%</b>

Percent of students:	Center (%)			Nation (%)		
	Agree	Not Agree	Does not know/apply	Agree	Not Agree	Does not know/apply
<b>Academics</b>						
<b>Reading</b>						
<b>Percent of students who agreed that:</b>						
The reading teachers treat students with respect	86%	14%		85%	14%	1%
The reading classes are well-planned and organized	77%	23%		79%	19%	2%
The reading classes have enough working equipment	74%	26%		78%	20%	2%
The reading teachers care about students learning to read and write well	81%	19%		81%	17%	2%
The reading teachers clearly describe the material covered in class	84%	16%		80%	18%	2%
The reading teachers care about the student's success	84%	16%		82%	16%	2%
The reading teachers are helpful	86%	14%		82%	16%	1%
The reading teachers treat students fairly	81%	19%		81%	18%	2%
There are no issues that makes it difficult to learn in reading class	53%	47%		56%	44%	
<b>Weighted Average:</b>	<b>79%</b>	<b>21%</b>		<b>78%</b>	<b>20%</b>	<b>2%</b>

<b>Math</b>						
<b>Percent of students who agreed that:</b>						
The math teachers treat students with respect	79%	21%		85%	15%	1%
The math classes are well-planned and organized	68%	32%		78%	21%	1%
The math classes have working equipment (for example, computers, books, or printers).	66%	34%		80%	18%	2%
The math teachers care about students learning math well	74%	26%		82%	16%	2%
The math teachers clearly describe the material covered in class	70%	30%		80%	19%	1%
The math teachers care about the student's success	70%	28%	2%	81%	17%	2%
The math teachers are helpful	77%	23%		82%	17%	1%
The math teachers treat students fairly	75%	25%		82%	17%	1%
There are no issues that makes it difficult to learn in math class	49%	51%		58%	42%	
<b>Weighted Average:</b>	<b>70%</b>	<b>30%</b>	<b>0%</b>	<b>79%</b>	<b>20%</b>	<b>1%</b>

<b>HSD/HSE</b>						
<b>Percent of students who agreed that:</b>						
They are making progress towards obtaining a high school diploma or equivalent	100%			92%	8%	
They are satisfied with instruction	82%	18%		82%	18%	
The high school teachers treat students with respect	91%	9%		86%	13%	1%
The high school classes are well-planned and organized	73%	27%		78%	20%	2%
The high school classes have enough working equipment	82%	18%		81%	18%	1%
The high school teachers are able to assist with course work	73%	27%		80%	18%	1%
The high school teachers care about the student's success	73%	27%		84%	14%	2%
They are gaining the required knowledge in the high school class	82%	18%		84%	14%	2%
There are no issues that makes it difficult to learn in high school class	82%	18%		65%	35%	
The high school teachers are helpful	73%	27%		83%	16%	1%
The high school teacher treat students fairly	64%	36%		82%	17%	2%
<b>Weighted Average:</b>	<b>79%</b>	<b>21%</b>		<b>82%</b>	<b>17%</b>	<b>1%</b>

Percent of students:	Center (%)			Nation (%)		
	Agree	Not Agree	Does not know/apply	Agree	Not Agree	Does not know/apply
<b>Career Technical Training</b>						
<b>Career Technical Training: Basic</b>						
<b>Percent of students who agreed that:</b>						
They are satisfied with their current trade	91%	9%		94%	6%	
The trade instructors treat students with respect	75%	25%		89%	10%	1%
The trade instructors care about the student's success	80%	20%		89%	10%	1%
The trade instructors' lessons are well-planned and organized	75%	25%		82%	17%	1%
The trade classes have working equipment that is up-to-date	70%	30%		83%	16%	1%
They are learning the necessary skills in trade classes to perform a job	75%	25%		89%	10%	1%
The trade instructors are able to clearly explain each skill	70%	30%		86%	14%	1%
The trade instructors are experienced and able to assist students	75%	25%		89%	10%	1%
There are no issues that makes it difficult to learn in trade class	61%	39%		67%	33%	
Work-based learning has improved their skills and their knowledge related to their trade	79%	16%	5%	81%	17%	1%
The trade instructors are helpful	80%	20%		87%	12%	1%
The trade instructors treat students fairly	70%	30%		85%	14%	1%
<b>Weighted Average:</b>	<b>75%</b>	<b>25%</b>	<b>0%</b>	<b>85%</b>	<b>14%</b>	<b>1%</b>

<b>Advanced Training</b>						
<b>Percent of students who agreed that:</b>						
The Advanced Training instructors treat students with respect	92%		8%	85%	11%	4%
The Advanced Training classes are well-planned and organized	83%	8%	8%	76%	20%	4%
The Advanced Training instructors clearly explain each skill	92%		8%	82%	14%	4%
The Advanced Training instructors are experienced and able to assist students	92%		8%	85%	10%	4%
The Advanced Training courses have added to what they learned in the basic trade program	92%		8%	83%	11%	6%
The Advanced Training program will improve their career options	92%		8%	86%	10%	4%
The Advanced Training instructors help students	92%		8%	85%	11%	4%
The Advanced Training instructors treat students fairly	83%	8%	8%	80%	15%	5%
<b>Weighted Average:</b>	<b>90%</b>	<b>2%</b>	<b>8%</b>	<b>83%</b>	<b>13%</b>	<b>4%</b>

Notes: Percents not shown if N < 10. Weighted averages not shown if all Ns in section were < 10. Gray cell color indicates that 'Does not know/apply' was not an option for that question.